

ON THE CLAUSILIAE OF SUMATRA, WITH DESCRIPTIONS OF  
TWO NEW SPECIES AND A NEW VARIETY.

By E. R. SYKES, F.Z.S.

*Read July 14th, 1893.*

At present there are, I believe, only four species of *Clausilia* described from Sumatra. I am now able to add two more. Doubtless, when this large island is more thoroughly explored, and the vast mountain ranges of Barisan, with the islands to the south, have been searched, many others will be discovered.

The species already described are as follows:—

*C. Sumatrana*, v. Mts., with the vars. *attenuata* v. Mts., *brevior* v. Mts.

*C. Excurrens*, v. Mts.

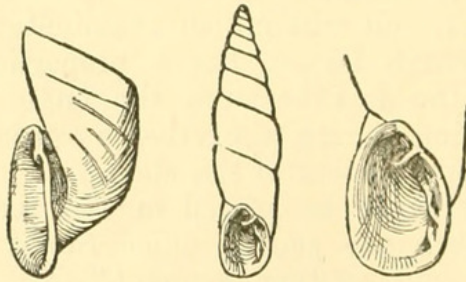
*C. Obesa*, v. Mts., with the var. *gracilior* v. Mts.

*C. Alticola*, v. Mts.

The species which I propose to add are the following:—

*CLAUSILIA ÆNIGMATICA*, n. sp.

Testa elongate fusiformis, solidula, striatula, olivaceo-fusca, ad suturam pallidior; anfr. 10 convexiusculi, sutura simplice; apertura auriformis; intus fusco-cornea, peristomate reflexo, crassulo, albo, undique soluto; lamella superior valida, ad marginem attingens, lamella inferior et lamella subcolumellaris subparallelæ, debiliores, fere ad marginem attingentes; plicæ palatales 4 extus conspicuæ, suprema (principalis) elongata, secunda et quarta æquales, minores, tertia minima. Alt.  $25\frac{1}{2}$  mm.; lat. antepen. 6, pen. 4; alt. apert.  $6\frac{1}{4}$  lat.  $4\frac{3}{4}$  mm. *Hab.*—Sawahs and Hoodjoeng, Sumatra.



*Clausilia ænigmatica*, n.sp.

*C. ænigmatica* is in form half-way between *C. obesa* and the var. *gracilior*; it is slightly larger than either. The penultimate whorl is not so broad as the antepenultimate whorl in *C. ænigmatica*, while the converse is the case in *C. obesa*. The mouth is larger and more rounded in *C. ænigmatica*. The plicæ palatales are, judging from Von Marten's figure of *C. obesa* var. *gracilior*<sup>1</sup> differently proportioned,

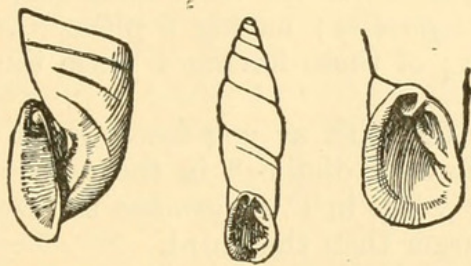
<sup>1</sup> M. Weber: Zool. Ergebn. Reise Nederland. Ind. ii. 1891, p. 244, tab. xiv., figs. 15-18.



since in this case the third is the smallest and the second and fourth of equal size, while in *C. obesa* they diminish gradually. I have never seen *C. obesa*, and the single type specimen is in the Leyden museum. The type of *C. ænigmatica* is in the British Museum.

*CLAUSILIA MELVILLI*, n. sp.

Testa fusiformis, solidula, levissime striatula, fuscescens, ad suturam pallidior; anfr.  $8\frac{1}{2}$ , convexiusculi, sutura simplice, apertura ovata, peristomate reflexo, crassulo, albo, undique soluto; lamella superior valida, ad marginem attingens, lamella inferior et lamella subcolumellaris debiliores, convergentes, fere ad marginem attingentes; plicæ palatales 3 longæ, suprema (principalis) maxima. Alt. 22 mm.; lat. antepen. 6, pen.  $5\frac{1}{2}$  mm.; alt. apert. 6, lat.  $4\frac{1}{2}$  mm. *Hab.*—"A few miles north of Point Lampong, S. Sumatra."

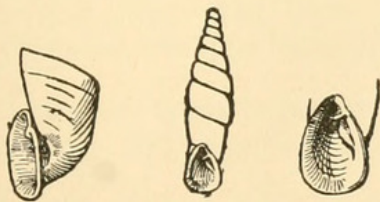


*Clausilia Melvilli*, n.sp.

This shell was given to me by Mr. J. Cosmo Melvill, for whom it was collected by the late Mr. E. C. Buxton about 1873-4. I sent the specimen to Dr. Boettger and he returned it with the following note: "Differt a *Cl. obesa* v. Mts. anfr. solum  $8\frac{1}{2}$ , penultimo ventrosiore quam antepenultimo, apert. ovata, lamellis extrorsum convergentibus, plicis principali et palatalibus 3 longis, nec 4." No other species but *C. obesa* seems to come near it. It is not unlikely that this is the shell referred to by von Martens (Preuss. Exped. N. O. Asien, Zool. Thl. ii., p. 384). The type is in my collection.

*Clausilia Sumatrana* v. Mts. var. *vicaria* n. var.

"Differt a *C. (Pseudonenia) Sumatrana* v. Mts. typica, testa minore, magis nitida, anfr.  $9\frac{1}{2}$ - $10\frac{1}{2}$ , apertura pro altitudine testæ minore, lamella subcolumellari et oblique intuenti inconspicua, plicis palatalibus (veris) prima, secunda, tertia modicis, subæqualibus, quarta et, si adest, quinta minimis. Alt. 18-20, diam  $4\frac{1}{4}$ - $4\frac{1}{2}$  mm.; alt. apert. 5, lat. apert.  $3\frac{1}{4}$ - $3\frac{3}{4}$  mm. (2 specimina)" (Boettger).



*Clausilia Sumatrana*, v. Mts., var. *vicaria*, n.v.

Dr. Boettger inclines at present to consider this shell only a variety



of *C. Sumatrana*, and therefore I do not describe it as distinct. The dimensions of the specimen figured (which is in my collection) are as follows:—alt.  $17\frac{1}{2}$ , diam. 4 mm.; alt. apert.  $4\frac{3}{4}$ , lat. apert. 3 mm.

There are four boxes of shells in the British Museum of this variety; one from Paio, one from Kepahiang, and the others labelled only "Sumatra"; one set come from C. Bock and are part of the collection described by him.<sup>3</sup> They vary in colour, from very dusky, through an intermediate light brown, up to an albino specimen, collected by Bock. They also vary considerably in the colour of the inside of the mouth and in the relative proportions of length and breadth of shell.

The Sumatran species fall into two groups:—(a) lamella sub-columellaris emersa; *C. obesa*, *ænigmatica*, *Melvilli*. (b) lamella sub-columellaris immersa; *C. Sumatrana*, *excurrens*, *alticola*.

Divided by the plicæ palatales they are:—having 5–6 plicæ, *C. Sumatrana* (occasionally in the var. *vicaria* only 4); having 4 plicæ, *C. obesa*, *alticola*, *ænigmatica*; having 3 plicæ, *C. Melvilli*; having a lunella, *C. excurrens*; of those having 4 plicæ the plica principalis is large in all.

In *C. obesa* they diminish as you descend but never become very small; in *C. alticola* they diminish in the same way and the lowest become punctiform; while in *C. ænigmatica* the second and fourth are of equal size and larger than the third.

The chief references are:—

- Von Martens. Monatsberichte K. Preuss. Akad. 1864, pp. 270 and 527.  
 „ Preuss. Exped. N.O. Asien, Zool. Thl. Bd. ii. 1867.  
 „ in M. Weber: Zool. Ergebn. Reise Nederland. Ind. ii, 1891,  
 pp. 209–63.

I have to return many thanks to Dr. Boettger for kind suggestions and help.

---

<sup>1</sup> Proc. Zool. Soc. 1881, pp. 628–35.



Sykes, E. R. 1893. "ON THE CLAUSILLE OF SUMATRA, WITH DESCRIPTIONS OF TWO NEW SPECIES AND A NEW VARIETY." *Proceedings of the Malacological Society of London* 1, 28–30.

**View This Item Online:** <https://www.biodiversitylibrary.org/item/52295>

**Permalink:** <https://www.biodiversitylibrary.org/partpdf/202558>

**Holding Institution**

Smithsonian Libraries and Archives

**Sponsored by**

Smithsonian

**Copyright & Reuse**

Copyright Status: Public domain. The BHL considers that this work is no longer under copyright protection.

This document was created from content at the **Biodiversity Heritage Library**, the world's largest open access digital library for biodiversity literature and archives. Visit BHL at <https://www.biodiversitylibrary.org>.