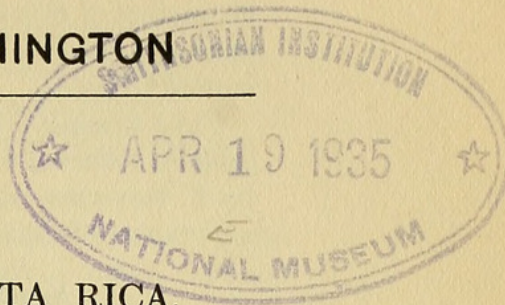


PROCEEDINGS  
OF THE  
BIOLOGICAL SOCIETY OF WASHINGTON



TWO NEW TERMITES FROM COSTA RICA.

BY THOMAS E. SNYDER,

*Bureau of Entomology, U. S. Department of Agriculture.*

Early in January, 1934, Ferd. Nevermann, of San José, Costa Rica, sent me some additional collections of termites. Two species appear to be new, which is somewhat surprising in view of Mr. Nevermann's previous intensive collecting. Descriptions of the new species, together with a list of the known termites of Costa Rica, are given herewith.

***Kalotermes (Glyptotermes) bilobatus*, n. sp.**

*Soldier*.—Head light yellow, darker (yellow-brown) anteriorly, front nearly vertical, slightly concave, a deep U-shaped incision at front, with lobes prominent, elevated, and roughened. Eye spot hyaline. Two transverse rows of hairs on head. Gula narrow in middle.

Mandibles piceous, broad; left mandible with two pointed teeth near apex and a third near middle; right mandible with two larger teeth near base.

Antennae with 12 to 13 segments, third segment smaller than second or fourth, fourth and second subequal or, where antennae are 13-segmented, fourth segment shorter than second.

Pronotum about same color as head, concave anteriorly and shallowly emarginate posteriorly, posterior margin slightly serrate, with long hairs on margins.

Abdominal tergites white, with a row of long hairs at base of each tergite.

*Measurements:*

Length of entire soldier.....	8.00-9.00 mm.
Length of head with mandibles.....	3.50
Length of head without mandibles.....	2.40
Length of left mandible.....	1.10
Length of pronotum.....	0.80
Length of hind tibia.....	0.95
Width of head.....	1.50-1.60
Width of pronotum.....	1.50-1.60



The two elevated lobes at the front of the head are the distinguishing characters of this termite. This species is lighter in color, larger, and has more segments in the antennae, and has more prominent head lobes than *marlatti* Snyder.

*Type locality*.—Hamburg Farm, Costa Rica. Described from three soldiers collected with nymphs in dry log at the type locality, 1, V, 1933, by F. Nevermann.

*Cotypes*.—Soldiers, U. S. National Museum, Catalog no. 50213.

**Anoplotermes (Anoplotermes) pyriformis, n. sp.**

*Winged adult*.—Head castaneous brown, with dense long hairs. Fontanelle large, hyaline, pear-shaped, not quite so large as an ocellus. Postclypeus yellow-brown, three times as broad as long. Eyes black, not round, close to lateral margin of head. Ocelli hyaline, suboval, projecting, separated from eye by a distance less than the diameter of an ocellus.

Mandibles reddish brown at margin.

Antennae with 15 segments, third segment shorter than second or fourth.

Pronotum slightly lighter in color than head, shallowly emarginate posteriorly, with dense long hairs.

Wings gray, costal area yellow-brown, tissue finely punctate and hairy, in fore wing median branches to apex, slightly above center of wing, nearer to cubitus than to subcosta.

Abdominal tergites gray-brown, with dense long hairs.

*Measurements:*

Length of entire female winged adult.....	10.50–11.00 mm.
Length of entire male winged adult.....	10.00–10.50
Length of entire female dealated.....	6.00
Length of entire male dealated.....	5.00– 5.50
Length of head.....	1.20
Length of left mandible.....	0.60
Length of pronotum.....	0.60
Length of hind tibia.....	1.00
Length of anterior wing of female.....	9.00
Long diameter of eye.....	0.25
Width of head (at eyes).....	0.95– 1.00
Width of pronotum.....	0.70
Width of anterior wing of female.....	3.20

The hyaline, large, pear-shaped fontanelle characterizes this termite. The fontanelle is larger than in *punctatus* Snyder.

*Type locality*.—Hamburg Farm, Costa Rica. Described from a series of winged adults collected at light, 25, IX, 1930, by F. Nevermann.

*Cotypes*.—Winged adults, U. S. National Museum, catalog no. 50214.



LIST OF TERMITES FROM COSTA RICA.

Family Kalotermitidae.

*Kalotermes*:

(*Neotermes*):

*brevinotus* Snyder.

*castaneus* Burm.

*holmgreni* Bks.

(*Kalotermes*):

*contracticornis* Snyder.

*snyderi* Light.

(*Rugitermes*):

*costaricensis* Snyder.

*kirbyi* Snyder.

(*Calcaritermes*):

*asperatum* Snyder.

*emarginicollis* Snyder.

*fairchildi* Snyder.

(*Cryptotermes*):

*brevis* Walker.

*cavifrons* Bks.

*dudleyi* Bks.

(*Glyptotermes*):

*angustus* Snyder.

*bilobatus* Snyder.

*marlatti* Snyder.

*nevermani* Snyder.

*planus* Snyder.

*suturis* Snyder.

Family Rhinotermitidae.

*Heterotermes tenuis* Hagen.

*Coptotermes niger* Snyder.

*Prorhinotermes molinoi* Snyder.

Family Termitidae.

*Cornitermes* (*Cornitermes*) *acignathus* Silv., subsp. *costaricensis* Snyder.

*Armitermes*:

(*Armitermes*) *chagresi* Snyder.

(*Rhynchotermes*) *major* Snyder.

*Nasutitermes* (*Nasutitermes*):

*columbicus* Holmgren.

*cornigera* Motsch.

*ephratae* Holmgren.

*pilifrons* Holmgren.

*rotundatus* Holmgren.

*Anoplotermes* (*Anoplotermes*):

*linearis* Snyder.

*pyriformis* Snyder.

*Cylindrotermes macrognathus* Snyder.

*Mirotermes* (*Mirotermes*) *panamaensis* Snyder.

*Capritermes* (*Neocapritermes*) *centralis* Snyder.

*Microcerotermes* sp.

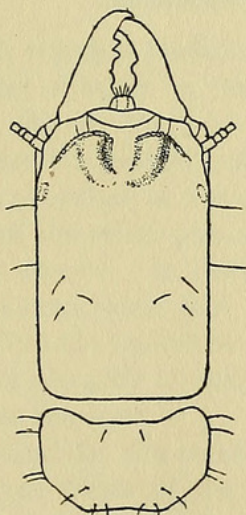


Fig. 1. *Kalotermes* (*Glyptotermes*) *bilobatus* Sny. Soldier. Dorsal view of head and pronotum to show the two elevated lobes. Enlarged 12 times. Drawn by Mr. H. B. Bradford.

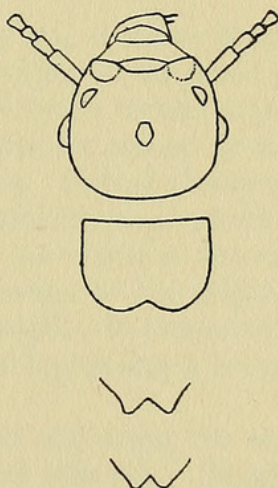


Fig. 2. *Anoplotermes* (*Anoplotermes*) *pyriformis* Sny. Winged adult. Dorsal view of head and thorax. Enlarged 18 times. Drawn by Mr. H. B. Bradford.



Snyder, Thomas Elliott. 1934. "Two new termites from Costa Rica."  
*Proceedings of the Biological Society of Washington* 47, 95–97.

**View This Item Online:** <https://www.biodiversitylibrary.org/item/107539>

**Permalink:** <https://www.biodiversitylibrary.org/partpdf/45024>

**Holding Institution**

Smithsonian Libraries and Archives

**Sponsored by**

Biodiversity Heritage Library

**Copyright & Reuse**

Copyright Status: In copyright. Digitized with the permission of the rights holder.

Rights Holder: Biological Society of Washington

License: <http://creativecommons.org/licenses/by-nc-sa/3.0/>

Rights: <https://biodiversitylibrary.org/permissions>

This document was created from content at the **Biodiversity Heritage Library**, the world's largest open access digital library for biodiversity literature and archives. Visit BHL at <https://www.biodiversitylibrary.org>.