

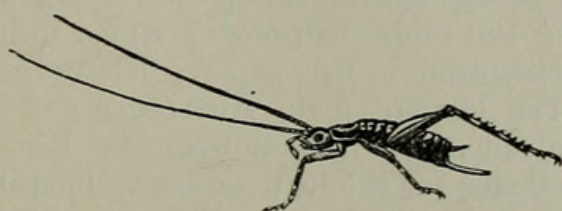
limbato. Elytra metanotum parum superantia, fusca, venis pallidis. Tibiæ posticæ in margine interno spinulis 10 armatæ. Cerci ovipositorem æquantes. ♀.

Long. corporis	21 millim.
„ pronoti	4
„ elytrorum . .	5.5
„ femor. post.	12
„ ovipositoris .	8.5

Waimea Mts., 4000 ft., Kauai (*Perkins*).

29. *PROGNATHOGRYLLUS FORFICULARIS*, sp. n. (Fig. 2.)

Fig. 2.



Prognathogryllus forficularis.

Statura minore. Corpore aptero, fusco-ferrugineo, latere utrinque fascia fusca a capite usque ad apicem abdominis ornato. Frons cum occipite tota pallida. Antennæ graciles, infuscatæ. Pronotum margine postico truncato, acuto (non limbato). Tibiæ omnes fusco-annulatæ, posticæ superne utrinque serratæ. Cerci tertiam partem ovipositoris haud superantes. ♀.

Long. corporis	12 millim.
„ pronoti	3
„ femor. post.	7.5
„ ovipositoris .	4.5

Kona, 3000 ft., Hawaii (*Perkins*).

5. On the Classification of the *Schænobiinæ* and *Crambinæ*, two Subfamilies of Moths, of the Family *Pyrалidæ*. By G. F. HAMPSON.

[Received October 7, 1895.]

The two subfamilies of *Pyrалidæ*, the *Schænobiinæ* and *Crambinæ*, of which a classification is here given, have much resemblance to each other in both superficial appearance and structure, and are also equally nearly related to the *Hydrocampinæ*, all three subfamilies being parallel developments from the primitive stock of the *Pyrалidæ*, of which the more generalized *Pyraustinæ* and the *Scopariinæ* are probably the nearest living representatives.

The *Schœnobiinæ* have become differentiated from the *Pyraustinæ* in the loss of the proboscis, the *Crambinae* in the pectination of the median nervure of the hind wing, whilst the long porrect palpi and triangularly scaled maxillary palpi are highly characteristic of nearly the whole of the genera of both subfamilies.

The classification of the *Schœnobiinæ* as a group is new; their habitat being principally in the Oriental and Neotropical regions, with but few genera and species in the Palæarctic region.

The *Crambinae*, however, are found in almost equal numbers in all the Zoological regions, and their classification, as here given, is an extension of the excellent system adopted by Mr. Meyrick in his paper on the *Pyrilidæ* of the European fauna.

The types of all the new species described are in the Collection of the British Museum, and I have to thank Mr. W. Schaus for the generous gift of examples of all the species, from the Neotropical region, of which he had more than one specimen in his collection, for purposes of description in this paper. I have also to thank Mr. Meyrick for the loan of many Australian and New Zealand species which were not in the collection of the British Museum, and Mr. Bethune-Baker for the loan of many Palæarctic species. I have included the well-known European species without references and synonymy, which can easily be found in Staudinger's catalogue and other works, but full references are given to extra-Palæarctic species. Species of which I have examined specimens, but which are not represented in the British Museum collection, are marked with an asterisk; species of which I have not been able to see specimens and of which the classification is uncertain are placed at the end of each genus; and described species of which the types are in the Museum are marked thus (†); whilst at the end of the paper will be found a list giving the families to which species wrongly described as *Crambinae* should be referred.

Subfamily SCHŒNOBIINÆ.

Proboscis absent or very minute; palpi usually porrect, the maxillary palpi being usually well developed and dilated with scales at extremity. Fore wing with vein 7 usually from cell. Hind wing with the median nervure not pectinated on upperside; vein 7 usually anastomosing with 8.

The larvæ of the species of which the early stages are known feed in the interior of reeds or on aquatic plants.

The absence of the proboscis, combined with the non-pectination of the median nervure of the hind wing, will distinguish the genera of this subfamily from all other *Pyrilidæ*, except *Aglossa*, *Crocalia*, and a few other genera of the *Pyralinæ*, from which those forms that have vein 7 of the fore wing stalked with 8, 9 are easily distinguished by vein 7 of the hind wings anastomosing with 8.

Key to the Genera.

- A. Palpi upturned.
- a. Maxillary palpi minute; antennæ of male pectinated; fore wing with veins 8, 9 stalked 1. *Niphopyrallis*.
 - b. Maxillary palpi well developed; antennæ of male non-pectinate.
 - a'. Fore wing with veins 8, 9, 10 stalked; the outer margin angled at vein 3 2. *Gonothyrus*.
 - b'. Fore wing with veins 8, 9 stalked; the outer margin evenly curved 3. *Cacographis*.
- B. Palpi with the 2nd joint porrect, the third upturned; fore wing with veins 7, 8, 9, 10 stalked 6. *Banepa*.
- C. Palpi porrect.
- a. Fore wing with veins 7, 8, 9, 10 stalked.
 - a'. Fore wing with veins 4, 5 stalked; hind wing with vein 4 absent.
 - a². Fore wing with vein 7 from 8 before 9 7. *Amestria*.
 - b². Fore wing with vein 7 from 8 after 9 8. *Macrotheca*.
 - b'. Fore wing with veins 4, 5 from the cell; hind wing with vein 4 present.
 - a². Palpi extending about four times length of head; fore wing with vein 11 free 9. *Drepanodia*.
 - b². Palpi extending about twice the length of head; fore wing with vein 11 becoming coincident with 12 12. *Cyclocausta*.
 - b. Fore wing with vein 10 anastomosing with 7, 8, 9 to form an areole 13. *Argyrostola*.
 - c. Fore wing with veins 7, 8, 9 stalked, 10 free.
 - a'. Both wings with veins 4, 5 stalked 14. *Leucoides*.
 - b'. Both wings with veins 4, 5 from cell.
 - a². Fore wing with vein 11 becoming coincident with 12; the apex produced and acute 15. *Ramila*.
 - b². Fore wing with vein 11 free.
 - a³. Fore wing with the apex rounded; both wings with the outer margin evenly curved. 16. *Compsophila*.
 - b³. Fore wing with the apex produced to a point; both wings with the outer margin produced to a point at vein 4 4. *Midila*.
 - d. Fore wing with vein 7 from cell.
 - a'. Fore wing with veins 8, 9, 10, 11 stalked 5. *Acropentias*.
 - b'. Fore wing with veins 8, 9, 10 stalked.
 - a². Palpi projecting about twice the length of head; hind wing with vein 7 anastomosing with 8 to near apex.
 - a³. Frons smooth; abdomen with lateral tufts towards extremity 17. *Eurycraspeda*.
 - b³. Frons with a sharp tuft; abdomen without lateral tufts 18. *Brihaspa*.
 - b². Palpi projecting about the length of head; hind wing with vein 7 anastomosing with 8 to about three fourths of wing 19. *Patissa*.
 - c². Palpi projecting about three times length of head; hind wing with vein 7 slightly anastomosing with 8 23. *Donacaula*.
 - c'. Fore wing with veins 8, 9 stalked, 10 from cell.
 - a². Fore wing with veins 6, 7 stalked.
 - a³. Palpi projecting about the length of head; fore wing of male with a hyaline vesicle beyond the cell 10. *Thyridophora*.
 - b³. Palpi projecting about twice the length of head and downcurved at extremity 20. *Styphlolepis*.

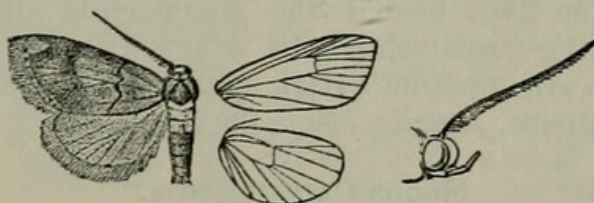
- b^2 . Fore wing with veins 6, 7 from cell.
 a^3 . Palpi with the 3rd joint short and blunt..... 11. *Obtusipalpis*.
 b^3 . Palpi with the 3rd joint long and down-curved.
 a^4 . Frons flat and oblique; fore wing with the apex rounded..... 24. *Cirrhochrista*.
 b^4 . Frons with a rounded projection; palpi once to twice the length of head..... 21. *Scirpophaga*.
 c^4 . Frons with a slight tuft; palpi three to four times length of head 22. *Schænobius*.
 c^3 . Palpi dilated towards extremity; tibiæ with the spurs minute; fore wing with vein 1 b not reaching outer angle 25. *Acentropus*.

Genus NIPHOPYRALIS.

Niphopyralis, Hmps. Ill. Het. ix. p. 181 (1893).

Palpi upturned, smoothly scaled and hardly reaching vertex of head; maxillary palpi minute; frons rounded; antennæ of male bipectinated; tibiæ with the spurs nearly equal. Fore wing short and rounded; vein 3 from near angle of cell; 4, 5 from angle; 7 well separated from 8, 9; 10, 11 free. Hind wing with veins 3, 4, 5 from angle of cell; 6, 7 from upper angle.

Fig. 1.



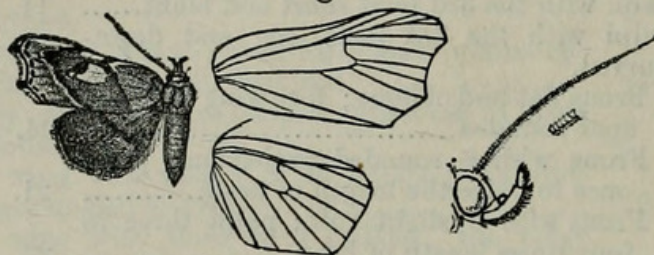
Niphopyralis nivalis, ♂. ♀.

- (1)†NIPHOPYRALIS NIVALIS, Hmps. Ill. Het. ix. p. 181, pl. 174. f. 6. Ceylon.
 (2)†NIPHOPYRALIS CONTAMINATA, Hmps. Ill. Het. ix. p. 181, pl. 174. f. 14. Ceylon.
 (3)†NIPHOPYRALIS ALBIDA, Hmps. Ill. Het. ix. p. 181, pl. 174. f. 25. Bhután; Bombay; Ceylon; Borneo.
Niphopyralis suffidalis, Swinh. A. M. N. H. (6) xvi. p. 299.

Genus GONOTHYRIS, nov.

Palpi obliquely upturned, the 2nd and 3rd joints fringed with hair in front; maxillary palpi well developed and nearly filiform; frons oblique and thickly clothed with hair; antennæ of male somewhat annulated and strongly ciliated; spurs well developed and equal. Fore wing with the costa strongly arched at base; the outer margin produced to a point at vein 7, then excised to vein 3, where it is strongly angled; vein 3 from before angle of cell; 4, 5 from angle; 7 well separated from 8, 9, 10, which are stalked. Hind wing with the outer margin angled at vein 3; 6, 7 from upper angle.

Fig. 2.

*Gonothyrus hyaloplaga*, ♂. †.

Type. †GONOTHYRIS HYALOPLAGA, n. sp.

♂. Bright vinous red; palpi slightly marked with white; vertex of head whitish; abdomen with white band on 3rd segment; underside of thorax and abdomen and the legs pure white, the fore tibia and tips of the spurs rufous. Fore wing with indistinct curved subbasal line with grey speck on it at costa; an oblique antemedial line arising from an outwardly oblique white costal fascia; a short medial white fascia on costa; a very large hyaline lunule in end of cell, with white speck beyond lower angle; a post-medial line running out to a very acute angle on vein 7, the costal area beyond it white, and the outer area grey down to vein 2; a marginal series of red spots; the cilia pale with their bases red, red also below apex and at the angle. Hind wing deeper vinous red, with oblique dark medial line. Underside white; the outer area of fore wing brownish; both wings with minutely dentate postmedial line arising from a dark spot on the costa.

Hab. Rio Janeiro, Brazil. Exp. 30 mm.

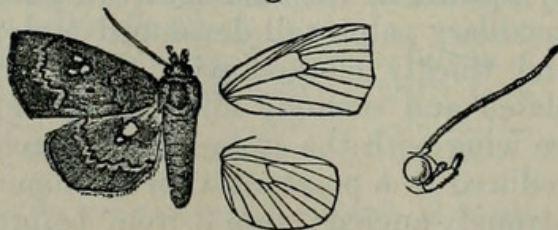
Genus CACOGRAPHIS.

Cacographis, Led. Wien. ent. Mon. 1863, p. 360.

Zazanisa, Wlk. xxxiii. 1106 (1865).

Palpi obliquely upturned, the 2nd joint moderately scaled in front, the 3rd thick; maxillary palpi somewhat dilated with scales; frons oblique and heavily scaled; antennæ of male very much thickened and flattened, with appressed serrations; spurs long and nearly equal. Fore wing broad, the outer margin nearly evenly curved; vein 3 from before angle of cell; 4, 5 from angle; 7 well separated from 8, 9, which are on a very long stalk; 10, 11 free. Hind wing with veins 3, 4, 5 from near angle of cell; 6, 7 from upper angle.

Fig. 3.

*Cacographis osteolalis*, ♂. †.

Type. CACOGRAPHIS OSTEOALIS, Led. Wien. ent. Mon. 1863, p. 360.

Bogotá; Venezuela.

†*Zazanisa specularis*, Wlk. xxxiii. 1107.

Genus MIDILA.

Midila, Wlk. xvi. 8 (1858).

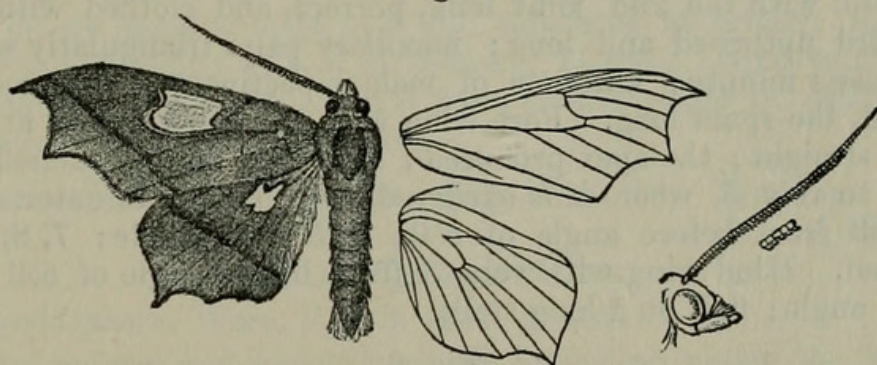
Ametres, H.-S. Aussereur. Schmett. p. 74 (1843), preocc.

Singamia, Moesch. Faun. Surinam, p. 433 (1881).

Tetraphana, Rag. Ann. Soc. Ent. Fr. 1890, p. 471.

Proboscis aborted; palpi thickly scaled and extending slightly beyond the frons, which is slightly prominent; maxillary palpi triangularly scaled and as long as the labial; antennæ of male with short uniseriate branches; tibiæ fringed with long hair. Fore wing with the costa arched at apex, which is much produced and acute; the outer margin produced to a long point at vein 4; vein 3 from before angle of cell; 4, 5 widely separate at origin; the discocellulars much curved; vein 6 from below upper angle; 7, 8, 9 stalked; 10, 11 free. Hind wing with the outer margin produced to a long point at vein 4; veins 2 and 3 arising close together; 4, 5 widely separated; the discocellulars strongly angled; veins 6, 7 from upper angle.

Fig. 4.



Midila quadrifenestrata, ♂. †.

Type. MIDILA QUADRIFENESTRATA, H.-S. Auss. Schmett. p. 74, pl. 70.
f. 401. S. America.

† „ *attacalis*, Wlk. xvi. 8.

List of undetermined Species.

Tetraphana daphne, Druce, Biol. Centr.-Amer., Het. ii. p. 197,
pl. 60. ff. 5, 6. Mexico.

Tetraphana alipes, Pagenst. Isis, v. p. 3, pl. 1. f. 1.
Mexico; Amazons.

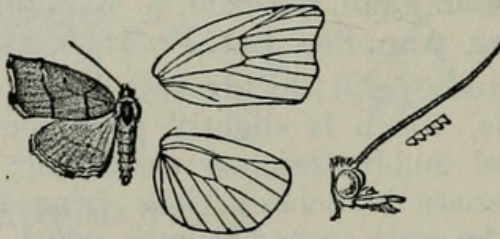
Genus ACROPENTIAS.

Acropentias, Meyr. Trans. Ent. Soc. 1890, p. 470.

Palpi porrect, extending about twice the length of head, the 2nd joint fringed with hair below and with a long pointed tuft at extremity; maxillary palpi triangularly scaled; frons rounded; antennæ of male minutely serrate and fasciculate; hind tibiæ fringed with hair on outer side. Fore wing with the outer margin somewhat excised from apex to vein 3; vein 3 from well before angle of cell; 4, 5 shortly stalked; 7 from upper angle; 8, 9,

10, 11 stalked. Hind wing with vein 3 from close to angle of cell; 4, 5 shortly stalked; 6, 7 from upper angle.

Fig. 5.

*Acropentias aureus*, ♂. 1.

Type. †*ACROPENTIAS AUREUS*, Butl. A. M. N. H. 1878, i. p. 402.

E. Siberia; Japan.

†*Marimatha straminea*, Butl. Ill. Het. iii. p. 79, pl. 58. f. 2.

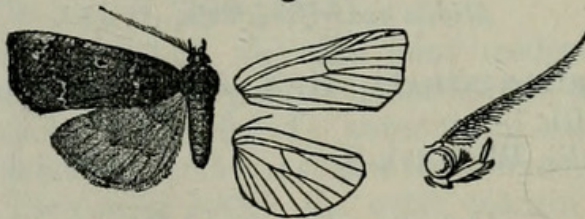
Sparagmia obtusalis, Christ. Bull. Mosc. lvi. 1881, p. 26.

Genus *BANEP*A.

Banepa, Moore, Lep. Atk. p. 204 (1887).

Palpi with the 2nd joint long, porrect, and clothed with hair, the 3rd upturned and long; maxillary palpi triangularly scaled; proboscis minute; antennæ of male bipectinate; legs smoothly scaled, the spurs long. Fore wing with the costa arched at base, then straight; the apex produced; the outer margin excised from apex to vein 5, where it is excurved, then oblique to outer angle; vein 3 from before angle of cell; 4, 5 from angle; 7, 8, 9, 10 stalked. Hind wing with vein 3 from before angle of cell; 4, 5 from angle; 6, 7 on a long stalk.

Fig. 6.

*Banepa atkinsoni*, ♂. 1.

Type. †*BANEP*A ATKINSONI, Moore, Lep. Atk. p. 204.

Sikhim.

Genus *AMESTR*IA.

Amestria, Rag. Ann. Soc. Ent. Fr. 1890, p. 545.

Palpi porrect, thickly scaled, and reaching just beyond frons, which is rounded; maxillary palpi thickly scaled; antennæ of male ciliated; tibiæ smooth. Fore wing rather narrow; vein 3 from angle of cell; 4, 5 stalked; 6 from well below upper angle; 7, 8, 9, 10 stalked, 7 being given off before 9; 11 free. Hind wing with veins 3 and 5 from angle of cell; 4 absent; 6, 7 from upper angle.

Type. **AMESTR*IA OCULIFERALIS, Rag. Ann. Soc. Ent. Fr. 1890, p. 546, pl. 5. f. 10. U.S.A.

Genus MACROTHECA.

Macrotheca, Rag. Ann. Soc. Ent. Fr. 1890, p. 545.

Palpi porrect, thickly scaled, and extending about the length of head; maxillary palpi well developed and tufted with hair; frons with a slight tuft; antennæ of male ciliated; tibiæ smoothly scaled. Fore wing rather long and narrow; vein 3 from angle of cell; 4, 5 stalked; 6 from well below upper angle; 7, 8, 9, 10 stalked, 7 being given off after 9; 11 free. Hind wing with veins 3 and 5 from angle of cell, 4 absent; 6, 7 from upper angle.

Type. *MACROTHECA INTERALBICALIS, Rag. Ann. Soc. Ent. Fr. 1890, p. 545, pl. 5. f. 12. Mexico.

Genus DREPANODIA.

Drepanodia, Rag. Ann. Soc. Ent. Fr. 1891, p. 616.

Palpi porrect, extending about four times length of head, almost straight and thickly scaled; maxillary palpi triangularly scaled; proboscis minute; frons produced to a conical point; antennæ of male almost simple. Fore wing with the costa arched at base, then almost straight, the apex falcate; the outer margin excised below apex and towards anal angle, excurved at middle; vein 3 from before angle of cell; 4, 5 well separated at origin; 6 from below upper angle; 7, 8, 9, 10 stalked; 11 free. Hind wing with the anal angle truncate; vein 3 from before angle of cell; 4, 5 from angle; 6, 7 shortly stalked.

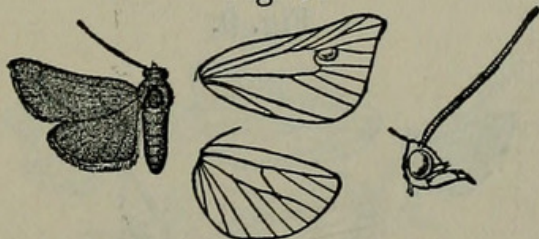
Type. *DREPANODIA XEROPHYLLALIS, Rag. Ann. Soc. Ent. Fr. 1891, p. 617. Brazil.

Genus THYRIDOPHORA.

Thyridophora, Warr. P. Z. S. 1888, p. 311.

Palpi porrect and smoothly scaled, extending about the length of head, the 3rd joint downcurved; maxillary palpi long and somewhat dilated at extremity; frons flat and oblique; antennæ thickened and flattened; legs short, the tibiæ hairy, with the spurs nearly equal. Fore wing with the apex produced and the outer margin oblique; the cell very long; vein 3 from before angle; 4, 5 well separated at origin; male with a hyaline vesicle beyond upper angle below veins 6, 7, which are stalked. Hind wing with the cell very long; vein 3 from near angle; 4, 5 from angle; 6, 7 shortly stalked.

Fig. 7.



Thyridophora furia, ♂. ♀.

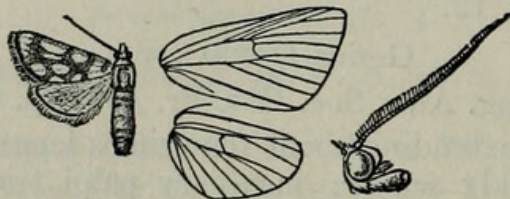
Type. †THYRIDOPHORA FURIA, Swinh. P. Z. S. 1884, p. 519, pl. 47. f. 13. Punjab; Sind.

† „ *fenestrata*, Warr. P. Z. S. 1888, p. 311.

Genus OBTUSIPALPIS, nov.

Palpi porrect, extending about the length of head, the 2nd joint thickly scaled and rounded at extremity, the 3rd short and blunt; maxillary palpi long and dilated with scales; frons rounded; antennæ of male ciliated; hind tibiæ with the outer medial spur minute. Fore wing with the apex rounded; veins 3, 4, 5 from close to angle of cell; 10 approximated to 8, 9; 11 free. Hind wing with vein 3 from angle of cell; 4, 5 approximated for a short distance; 6, 7 from upper angle.

Fig. 8.

*Obtusipalpis pardalis*, ♂. †.

Type. †OBTUSIPALPIS PARDALIS, n. sp.

♂. Head, thorax, and abdomen white, marked with golden brown; palpi with a black stripe above; fore legs banded with black. Fore wing golden brown, with a white basal mark; an ill-defined antemedial white band; a large medial white spot on costa, and smaller spot on inner margin; a postmedial series of three large spots; the apical area white; a spot above outer angle; a dark marginal line expanding into a series of specks at the veins. Hind wing white, with fine dark marginal line.

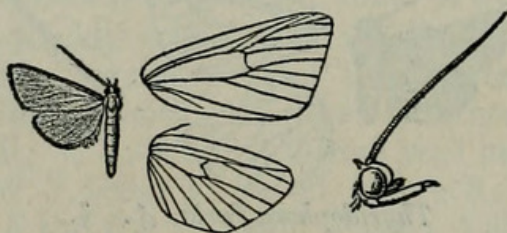
Hab. Delagoa Bay, Australia. *Exp.* 20 mm.

Genus CYCLOCAUSTA.

Cyclocausta, Warr. Trans. Ent. Soc. 1889, p. 274.

Palpi porrect, extending about twice the length of head, and moderately fringed with hair; maxillary palpi long and dilated with scales; frons rounded; antennæ of male thickened by appressed serrations. Fore wing with the apex acute and the outer margin oblique; vein 3 from before angle of cell; 4, 5 from angle; 7, 8, 9, 10 stalked; 11 becoming coincident with 12. Hind wing with vein 3 from before angle of cell; 4, 5 from angle; 6, 7 stalked; the outer margin somewhat angled at vein 2.

Fig. 9.

*Cyclocausta trilineata*, ♂. †.

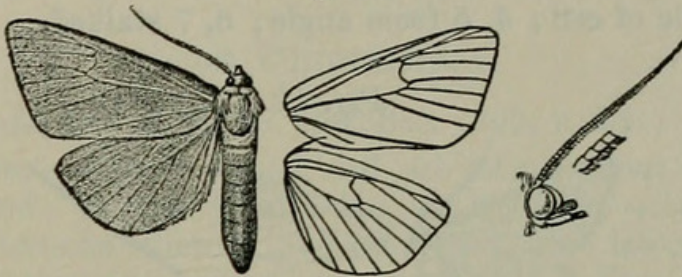
Type. †CYCLOCAUSTA TRILINEATA, Warr. Trans. Ent. Soc. 1889, p. 274.

Amazons.

Genus ARGYROSTOLA, nov.

Palpi porrect, extending about the length of head, the 3rd joint hairy; maxillary palpi with a tuft of long hair at extremity, and nearly as long as the labial; frons rounded; antennæ minutely serrate and fasciculate; spurs short. Fore wing with the apex rectangular; vein 3 from before angle of cell; 4, 5 from angle; 7, 8, 9 stalked, and 10 anastomosing with them to form an areole; 11 becoming coincident with 12. Hind wing with veins 3, 4, 5 well separated at origin; 6, 7 shortly stalked; the outer margin somewhat angled at vein 2.

Fig. 10.

*Argyrostola ruficostalis*, ♂. †.

Type. †ARGYROSTOLA RUFICOSTALIS, n. sp.

♂. Silvery white; palpi, frons, fore tibiæ, and tarsi rufous; a rufous stripe on shoulders. Fore wing with the costa rufous; both wings with a more or less prominent submarginal curved series of specks.

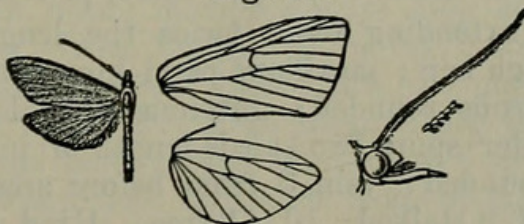
Hab. Rio Janeiro, Brazil. *Exp.* 32–44 mm.

Genus LEUCOIDES.

Leucoides, Hmps. Ill. Het. ix. p. 167 (1893).

Palpi porrect, slightly scaled, and extending about twice the length of head; maxillary palpi long and somewhat dilated with scales at extremity; frons produced and acute; antennæ of male minutely serrate and ciliated; legs long and slender, the outer spurs about two thirds length of inner; abdomen long; wings long and narrow. Fore wing with the apex produced and acute; the outer margin oblique; vein 3 from angle of cell; 4, 5 stalked; 6 from upper angle; 7, 8, 9 stalked; 10 free; 11 becoming coincident with 12. Hind wing with vein 3 from near angle of cell; 4, 5 stalked; 6, 7 stalked.

Fig. 11.

*Leucoides fuscicostalis*, ♂. †.

Type. †LEUCOIDES FUSCICOSTALIS, Hmps. Ill. Het. ix. p. 168, pl. 172. f. 18. Ceylon.

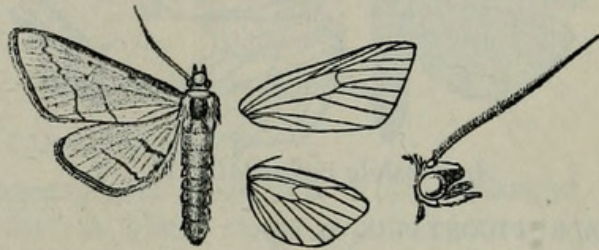
Genus RAMILA.

Ramila, Moore, P. Z. S. 1867, p. 667.

Crambostenia, Swinh. Trans. Ent. Soc. 1890, p. 292.

Palpi porrect and slightly scaled, the 3rd joint downcurved; maxillary palpi dilated with scales and nearly as long as the labial; frons produced to a rounded projection nearly as long as palpi; antennæ ciliated; tibiæ slightly hairy, the spurs short. Fore wing with the apex produced to a point; vein 3 from before angle of cell; 4, 5 from angle; 6 from near upper angle; 7, 8, 9 stalked; 11 becoming coincident with 12. Hind wing with vein 3 from before angle of cell; 4, 5 from angle; 6, 7 stalked.

Fig. 12.



Ramila marginella, ♂. 1.

- Type.* (1)†RAMILA MARGINELLA, Moore, P. Z. S. 1867, p. 667, pl. 33.
f. 16. Sikhim.
- (2)†RAMILA RUFICOSTALIS, Hmps. Ill. Het. ix. p. 166, pl. 173.
f. 22. Ceylon.
- (3)†RAMILA ARCUSALIS, Wlk. xviii. 534. Moreton Bay, Australia.
- (4)†RAMILA ANGUSTIFIMBRIALIS, Swinh. Trans. Ent. Soc. 1890,
p. 293. Burma.
† „ „ Warr. A.M.N.H. (6) ix. p. 430.
- (5)†RAMILA ACCIUSALIS, Wlk. xix. 977; Moore, Lep. Ceyl. iii.
pl. 184. f. 5. Sikhim; Ceylon; Borneo.

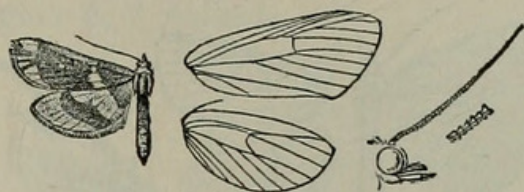
Genus COMPSOPHILA.

Compsophila, Meyr. Trans. Ent. Soc. 1886, p. 256.

Niphadaza, Butl. Trans. Ent. Soc. 1886, p. 422.

Palpi porrect, extending about twice the length of head, and clothed with rough hair; maxillary palpi long, with tufts of hair at extremity; frons rounded; antennæ of male annulated and ciliated; the outer spurs two thirds length of inner. Fore wing with the apex rounded; vein 3 from before angle of cell; 4, 5 from angle; 7, 8, 9 stalked; 10, 11 free. Hind wing with vein 3 from near angle of cell; 4, 5 from angle; 6, 7 from upper angle.

Fig. 13.

*Compsophila iocosma*, ♂. †.

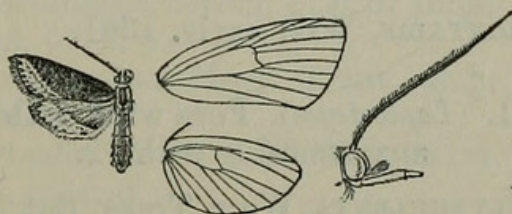
Type. COMPSOPHILA IOCOSMA, Meyr. Trans. Ent. Soc. 1886, p. 256. Fiji.
 †*Niphadaza bicolor*, Butl. Trans. Ent. Soc. 1886, p. 423.

Genus EURYCRASPEDA.

Eurycraspeda, Swinh. Trans. Ent. Soc. 1890, p. 284.

Palpi porrect, slightly scaled, and projecting about twice the length of head; maxillary palpi long and dilated with scales at extremity; antennæ ciliated; abdomen long, with lateral tufts of hair towards extremity; wings long and narrow. Fore wing with vein 3 from before angle of cell; 4, 5 well separated at origin; 7 straight, and well separated from 8, 9, 10; 11 becoming coincident with 12. Hind wing with vein 3 from before angle of cell; 4, 5 well separated at origin; 6, 7 stalked.

Fig. 14.

*Eurycraspeda burmanalis*, ♂. †.

Type. †EURYCRASPEDA BURMANALIS, Swinh. Trans. Ent. Soc. 1890, p. 285,
 pl. 7. f. 19. Burma.

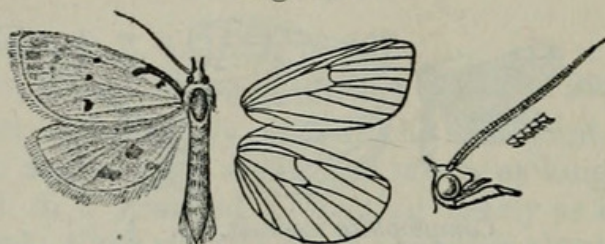
Genus BRIHASPA.

Brihaspa, Moore, P. Z. S. 1867, p. 666.

Leptosteges, Warr. Trans. Ent. Soc. 1889, p. 291.

Palpi porrect, clothed with rough hair and extending about twice the length of head; maxillary palpi long and dilated with scales at extremity; frons with a sharp tuft; antennæ of male minutely serrate and ciliated; tibiæ with the outer spurs about two thirds length of inner. Fore wing rather broad, the apex rounded, vein 3 from before angle of cell; 4, 5 well separated at origin; 7 straight and well separated from 8, 9, 10, which are stalked. Hind wing with vein 3 from before angle of cell; 4, 5 well separated at origin; 6, 7 on a long stalk, 7 anastomosing with 8 almost to apex.

Fig. 15.

*Brihaspa atrostigmella*, ♂. †.

SECT. I. (*Brihaspa*). Fore wing with vein 11 becoming coincident with 12.

Type. (1)†*BRIHASPA ATROSTIGMELLA*, Moore, P. Z. S. 1867, p. 666, pl. 33. f. 13. Sikhim; Burma.

(2)†*BRIHASPA BISANGULATA*, n. sp.

White; fore wing with indistinct interrupted fulvous subbasal band, an oblique fulvous band from costa to discocellulars, where it is met by a V-shaped fulvous mark on outer part of costa, its apex on vein 5, also by a band running from apex to vein 3, then recurved to discocellulars; a large fuscous patch between lower angle of cell and inner margin. Hind wing with the discal area from before middle to near outer margin occupied by a fuscous patch, becoming fulvous on subapical area.

Hab. Sikhim, Bengal (*Dudgeon*). *Exp.* 18 mm.

(3)†*BRIHASPA FRONTALIS*, Wlk. xxxiv. 1361.

Natal.

SECT. II. (*Leptosteges*). Fore wing with vein 11 anastomosing with 12.

(4)†*BRIHASPA PULVERULENTA*, Warr. Trans. Ent. Soc. 1889, p. 291. Amazons.

(5)†*BRIHASPA NIGRICOSTELLA*, n. sp.

♂. White; palpi and a stripe on shoulders black. Fore wing with the costal area black to two thirds of wing; a black spot below middle of cell; the disk irrorated with fuscous; an oblique maculate submarginal line from below apex ending in a spot on vein 1.

Hab. Castro Paraña, Brazil (*Jones*). *Exp.* 26 mm.

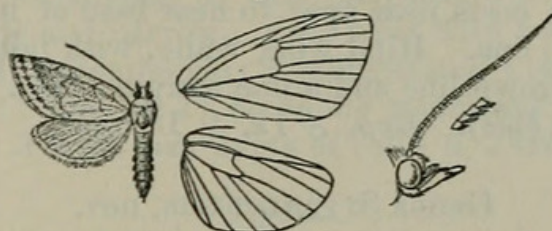
Genus *PATISSA*.

Patissa, Moore, Lep. Ceyl. iii. p. 388 (1886).

Palpi porrect, clothed with rough hair and extending about the length of head; maxillary palpi dilated with scales; frons with a slight tuft; antennæ of male minutely serrate and ciliated; legs long and slender. Fore wing with the apex somewhat produced and the outer margin oblique; vein 3 from before angle of cell; 4, 5 well separated at origin; 7 straight and well separated from 8, 9, 10, which are stalked; 11 becoming coincident with 12.

Hind wing with vein 3 from before angle of cell; 4, 5 well separated at origin; 6, 7 stalked.

Fig. 16.

*Patissa lactealis*, ♂. †.

(1)†*PATISSA LATIFUSCALIS*, n. sp.

♀. White; the palpi and pectus fuscous black. Fore wing with the costal area fuscous black; a basal black patch not reaching inner margin; a medial black band very wide on costa and extending nearly to apex, narrowing to inner margin; a series of black spots on the cilia. Hind wing with diffused fuscous postmedial line, developed into a patch on middle of inner margin.

Hab. Sibsagar, Assam. *Exp.* 26 mm.

Type. (2) *PATISSA LACTEALIS*, Feld. Reis. Nov. pl. 137. f. 38.

S. India; Ceylon.

(3)†*PATISSA FULVOPARSA*, Butl. Trans. Ent. Soc. 1881,
p. 591. Japan;

†*Metasia candidulalis*, Swinh. P. Z. S. 1885, N.W. Himalayas;
p. 880, pl. 57. f. 6. W. & S. India;

Donacula chlorosema, Meyr. Trans. Ent. Soc. 1894, p. 11. Ceylon; Burma;
Java.

Patissa tortualis, Snell. Tijds. Ent. xxxvi.

p. 58, pl. iii. f. 3.

(4) *PATISSA XANTHOLEUCALIS*, Guen. Delt. & Pyr. p. 25.

U.S.A.; Brazil.

„ *semicostalis*, Snell. Tijds. v. Ent. xxxvi. p. 60.

(5)†*PATISSA ERYTHROZONALIS*, n. sp.

Pure white; palpi and fore legs slightly tinged with fulvous. Fore wing with slightly oblique ferruginous band from upper angle of cell to inner margin; three ferruginous specks below costa towards apex and a marginal series of specks.

Hab. Punjab; Nilgiris; Ceylon. *Exp.* 14 mm.

(6)†*PATISSA VIRGINEA*, Zell. Mon. Chil. & Cramb. p. 2. W. & S.

Crambus multivagellus, Swinh. P. Z. S. 1886, p. 462. India;

Ceylon; S. Africa.

(7)†*PATISSA FUSCIPUNCTALIS*, n. sp.

♂. Pure shining white; palpi, antennæ at sides, and costa of fore wing dusky fulvous, the last with a dusky spot at lower angle of cell.

Hab. Espiritu Santo, Brazil. *Exp.* 24 mm.

(8)†*PATISSA CURVILINEALIS*, n. sp.

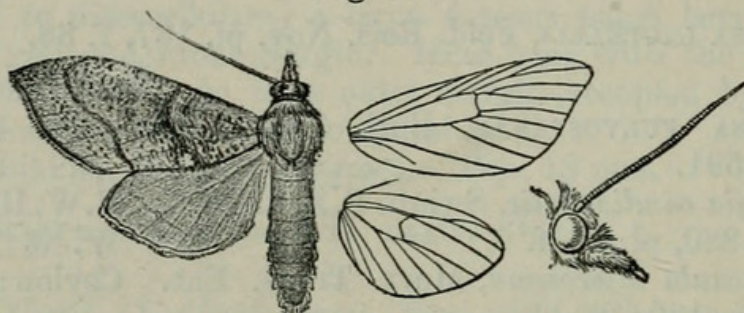
Yellowish white; palpi and antennæ tinged with rufous. Fore wing with the basal two thirds of costa reddish brown; a curved brown line from costa near apex to near base of inner margin; a marginal brown line. Hind wing white, with faint traces of an oblique medial brown line and a fine marginal line.

Hab. Ceylon (*Pole*). *Exp.* ♂ 12, ♀ 18 mm.

Genus *STYPHLOLEPIS*, nov.

Palpi rostriform, extending about twice the length of head, downcurved at extremity, and thickly scaled; maxillary palpi triangularly scaled; frons with a ridge of hair; antennæ of female thickened and flattened; tibiæ hairy. Fore wing with the costa arched towards apex, which is acute; veins 3, 4, 5 from close to angle of cell; 6, 7 shortly stalked; 10, 11 free. Hind wing with the outer margin produced to a point at vein 7; vein 3 from angle of cell; 4, 5 approximated for a short distance; 6, 7 from upper angle.

Fig. 17.

*Styphlolepis squamosalis*, ♂. 1.*Type.* †*STYPHLOLEPIS SQUAMOSALIS*, n. sp.

♀. White, the palpi bright ferruginous red; head and thorax suffused with ferruginous. Fore wing thickly irrorated with raised ferruginous scales; an ill-defined obliquely curved ferruginous medial line; a postmedial line angled below costa, then sinuous and inwardly oblique; a marginal line. Hind wing with hardly any ferruginous tinge; traces of a dentate submarginal line, which is well marked on underside towards costa; a slight marginal line.

Hab. Queensland. *Exp.* 50 mm.

Genus *SCIRPOPHAGA*.

Scirpophaga, Treits. Schmett. Eur. ix. 1, p. 55 (1832).

Apurima, Wlk. xxvii. 194 (1863).

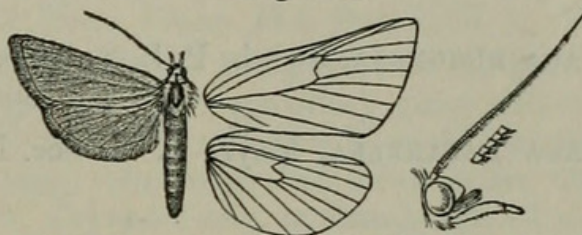
Rupela, Wlk. xxviii. 523.

Tipanæa, Wlk. xxviii. 522.

Palpi porrect, extending from once to twice the length of head, slightly clothed with hair and with the 3rd joint downcurved; maxillary palpi rather short and dilated with scales; a slight

rounded frontal projection; antennæ of male minutely serrate and ciliated; patagia of male with spreading upturned hair; tibiæ with the outer spurs about half the length of inner; abdomen long, in female expanding at extremity and with very large anal tuft; wings long and narrow. Fore wing with vein 3 from before angle of cell; 4, 5 from angle; 7 straight and well separated from 8, 9; 10 and 11 free, or 11 becoming coincident with 12. Hind wing with vein 3 from near angle of cell; 6, 7 from upper angle.

Fig. 18.

*Scirpophaga excerptalis*, ♂. 1.

SECT. I. Hind wings with veins 4, 5 well separated at origin.

- Type.* (1) SCIRPOPHAGA PRÆLATA, Scop. Europe.
- (2)†SCIRPOPHAGA PATULELLA, Wlk. xxviii. 522. Australia;
Tasmania.
- „ *exsanguis*, Meyr. P. L. Soc. N.S.W. 1882, p. 161.
- (3)†SCIRPOPHAGA EXCERPTALIS, Wlk. xxvii. 142. China; Formosa;
N.W. Himalayas.
- (4)†SCIRPOPHAGA GILVIBERBIS, Zell. Mon. Chil. & Cramb. p. 2.
Calcutta; S. India; Ceylon; Burma.
- † „ *fusciflua*, Hmps. Ill. Het. ix. p. 167, pl. 172.
ff. 29, 30.
- (5)†SCIRPOPHAGA CHRYSORRHOA, Zell. Mon. Chil. & Cramb. p. 1.
China; Borneo; Java; Ceram.
- †*Tipancea innotata*, Wlk. xxviii. 523.
- (6)†SCIRPOPHAGA OCCIDENTELLA, Wlk. xxviii. 524. Sierra Leone.
- (7)†SCIRPOPHAGA AURIFLUA, Zell. Mon. Chil. & Cramb. p. 2.
Congo and Oriental region.
- †*Apurima xanthogastrella*, Wlk. xxvii. 194; Moore, Lep. Ceyl.
iii. pl. 184. f. 14.
- Scirpophaga intacta*, Snell. Tijd. Ent. xxxiv. p. 343, pl. xviii.
f. 14 (var.).
- (8) SCIRPOPHAGA MONOSTIGMA, Zell. Mon. Chil. & Cramb. p. 3.
Punjab; Bhután.
- (9)†SCIRPOPHAGA XANTHOPERAS, n. sp.
- ♀. Pure white. Fore wing with black spot at upper angle of cell; the apex orange-yellow on upper and under sides.
- Hab.* Sumatra. *Exp.* 30 mm.

- (10)†SCIRPOPHAGA INTACTELLA, Wlk. xxviii. 523. Borneo.
- (11) SCIRPOPHAGA ALBINELLA, Cram. pl. 372. f. D. U.S.A.;
†*Rupela nivea*, Wlk. xxviii. 524. S. America.
- (12)†SCIRPOPHAGA LEUCATEA, Zell. Mon. Chil. & Cramb. p. 2.
S. America.
- (13)†SCIRPOPHAGA TINCTELLA, Wlk. xxviii. 526. Honduras.
- (14)†SCIRPOPHAGA VESTALIELLA, Zell. Verh. z.-b. Wien, xxii. p. 532.
U.S.A.
- (15)†SCIRPOPHAGA BISIGNATA, Swinh. P. Z. S. 1885, p. 878.
Bombay; Bengal.
- (16) SCIRPOPHAGA IMPARELLA, Meyr. P. L. Soc. N. S. W. 1879,
p. 176. Australia.
- (17)†SCIRPOPHAGA TERRELLA, n. sp.
♀. Dull yellowish brown; abdomen with the two basal segments
pale fulvous above; wings evenly irrorated with fuscous and
without trace of markings.
Hab. Castro Paraña, Brazil (*Jones*). *Exp.* 34 mm.
- (18)†SCIRPOPHAGA SUBCERVINELLA, Wlk. xxvii. 140. Colombia.
- (19)†SCIRPOPHAGA REPUGNATALIS, Wlk. xxvii. 144.
Hab. Ignotus.
- (20) SCIRPOPHAGA PERSTRIALIS, Hübn. Exot. Schmett. ff. 457, 458.
U.S.A.; S. Domingo.
†*Crambus semiradiellus*, Wlk. xxvii. 161.
Schoenobius macrinellus, Zell. Hor. Ent. Ross. xiii. p. 12, pl. 1.
f. 12.
- (21) SCIRPOPHAGA BIVITTA, Möschl. Verh. z.-b. Wien, xxxi. p. 437,
pl. 18. f. 45. Surinam; Brazil.

SECT. II. Hind wing with veins 4, 5 closely approximated
for some distance or stalked.

- (22)†SCIRPOPHAGA CRAMBOIDES, Wlk. xxxi. 230. N.W. Himalayas.

List of undetermined Species.

- Scirpophaga sericea*, Snell. Midd. Sum. iv. (1) 8, p. 79. Sumatra.
„ *zelleri*, Möschl. Verh. z.-b. Wien, xxxi. p. 435. Surinam.
„ *ochroleuca*, Meyr. P. L. Soc. N. S. W. iv. p. 162. Australia.
„ *fasciella*, Fern. Ent. Am. iii. p. 38. Florida.
„ *flavicostella*, Fern. Ent. Am. iii. p. 38. Florida.
„ *butyrota*, Meyr. Tr. Ent. Soc. 1889, p. 520. New Guinea.

Scirpophaga longicornis, Möschl. Abh. Senck. Ges. xvi. p. 321.

Porto Rico.

„ *cinerea*, Treit.

Europe.

„ *mnesidora*, Meyr. Trans. Ent. Soc. 1894, p. 475.

Sambawa.

Genus SCHÆNOBIUS.

*Schœnobi*us, Dup. Cat. Lep. Eur. p. 312 (1844).

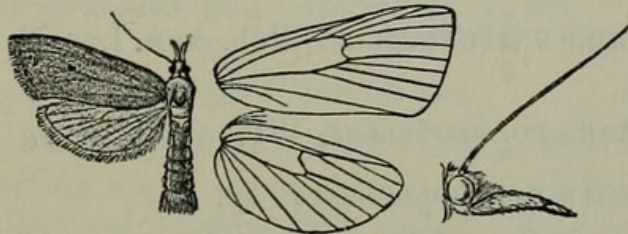
Catagela, Wlk. Cat. xxvii. p. 191 (1863).

Panalipa, Moore, Lep. Ceyl. iii. p. 587 (1886).

Microschœnis, Meyr. Trans. Ent. Soc. 1887, p. 270.

Palpi roughly scaled, the 2nd joint two to three times, the 3rd about the length of head; maxillary palpi dilated with scales; frons with a slight tuft; antennæ of male minutely serrate and ciliated; legs long, tibiæ with the outer spurs about two thirds length of inner; abdomen long, in female dilated at extremity and with a large anal tuft; wings long and narrow. Fore wing with the apex rounded in male, more produced in female; vein 3 from before angle of cell; 4, 5 from angle; 7 straight and well separated from 8, 9; 10, 11 free, or 11 becoming coincident with 12. Hind wing with vein 3 from before angle of cell; 4, 5 from angle; 6, 7 shortly stalked, 7 anastomosing slightly with 8, or free.

Fig. 19.



*Schœnobi*us bipunctiferus, ♀. 1.

SECT. I. (*Panalipa*). Palpi with the 2nd joint about twice the length of head.

(1)†SCHÆNOBIUS IMMERITALIS, Wlk. xix. 830.

India; Ceylon;

†*Araxes decursella*, Wlk. xxvii. 194.

Siam.

SECT. II. (*Schœnobi*us). Palpi with the 2nd joint about three times length of head.

(2) SCHÆNOBIUS BIPUNCTIFERUS, Wlk. xxviii. 523.

Oriental

†*Chilo gratiosellus*, Wlk. xxx. 967.

region.

†*Schœnobi*us punctellus, Zell. Mon. Chil. & Cramb. p. 4.

†*Apurima gratiosella*, Butl. P. Z. S. 1880, p. 690.

(3)†SCHÆNOBIUS DODATELLUS, Wlk. xxx. 966.

Japan; India;

†*Chilo aditellus*, Wlk. xxx. 967.

Ceylon and Burma.

- Type.* (4) SCHÆNOBIUS GIGANTELLUS, Schiff. Europe; Shanghai.
 † *Chilo spurcatellus*, Wlk. xxvii. 142.
- (5) SCHÆNOBIUS FORFICELLUS, Thunb. Europe.
- (6)*SCHÆNOBIUS NILOTICUS, Zell. Stett. ent. Zeit. 1887, p. 397,
 and Trans. Ent. Soc. 1867, pl. 24. f. 2. Egypt.
- (7)†SCHÆNOBIUS AURISTRIGELLUS, n. sp.
 ♂. White; palpi and shoulders golden yellow; abdomen slightly ringed with fuscous and with a dorsal yellow patch on 1st segment. Fore wing with golden-yellow fasciæ in the interspaces; a black spot at lower angle of cell; an oblique yellow line from apex to middle of inner margin. Hind wing pure white.
Hab. Bhután, Bengal (*Dudgeon*). *Exp.* 24 mm.
- (8) SCHÆNOBIUS ALPHERAKII, Staud. Stett. ent. Zeit. 1874, p. 97.
 Armenia.
- (9)†SCHÆNOBIUS INCERTULAS, Wlk. xxvii. 143.
 † *Catagela admotella*, Wlk. xxvii. 192. Oriental region.
 † *Schoenobius minutellus*, Zell. Mon. Chil. & Cramb. p. 6.
- (10)†SCHÆNOBIUS ADJURELLUS, Wlk. xxvii. 191. Assam; Calcutta;
 † „ *brunnescens*, Moore, Lep. Atk. Ceylon; Borneo;
 p. 225. N. Australia.
 „ *celidias*, Meyr. Trans. Ent. Soc. 1894, p. 475.
- (11) SCHÆNOBIUS UNIPUNCTELLUS, Rob. Ann. Lyc. N. York, ix. 314.
 U.S.A.
- (12)†SCHÆNOBIUS PORRECTELLUS, Wlk. xxvii. 140. Amazons.
- (13)†SCHÆNOBIUS LANCEOLELLUS, n. sp.
 ♀. Head and thorax brownish ochreous; abdomen whitish, tinged in places with ochreous. Fore wing with the costal area suffused with brown; two black discocellular spots; spots below base and middle of cell, an oblique series from apex to below angle of cell, and a postmedial spot above vein 1; a marginal series of specks. Hind wing almost pure white.
 Another specimen has the spots of fore wing obsolescent.
Hab. Amazons (*Trail*). *Exp.* 40 mm.
- (14) SCHÆNOBIUS MONTIVAGELLUS, Zell. Mon. Chil. & Cramb. p. 5.
 Venezuela; Brazil.
- (15) SCHÆNOBIUS LONGIROSTRELLUS, Clem. Contrib. v. p. 205.
 N. America.
- (16) SCHÆNOBIUS SORDIDELLUS, Zinck. Germ. Mag. iv. p. 247.
 „ *dispersellus*, Rob. Grote's Check List, p. 56.
 Florida.
- (17)†SCHÆNOBIUS IMMANIS, Zell. Hor. Ent. Ross. xiii. p. 11, pl. i.
 f. 2. Buenos Ayres.

(18)†SCHÆNOBIUS MAJORALIS, n. sp.

♀. Head, thorax, and abdomen pale rufous brown; anal tuft whitish. Fore wing pale rufous brown, with an obscure series of dark specks from near apex to inner margin just beyond middle. Hind wing pure white.

Another specimen has a diffused dark rufous fascia from base through the cell to the oblique specks and apex.

Hab. Afghanistan. *Exp.* 42 mm.

(19)†SCHÆNOBIUS LINEATUS, Butl. A. M. N. H. iv. p. 457. Japan.

(20)†SCHÆNOBIUS COSTALIS, Moore, Lep. Ceyl. iii. p. 388, pl. 184. f. 15. Ceylon.

List of undetermined Species.

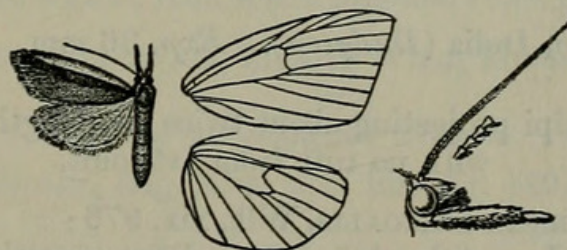
<i>Schænobius celidias</i> , Meyr. Trans. Ent. Soc. 1894, p. 475.	Borneo.
„ <i>tripunctellus</i> , Rob. Ann. Lyc. N. York, ix. 314.	Texas.
„ <i>terreus</i> , Zell. Hor. Ent. Ross. xiii. 10.	Madagascar.
„ <i>ochraceellus</i> , Snell. Midd.-Sum. iv. (1) 8, p. 79.	Sumatra.
„ <i>vittatus</i> , Möschl. Verh. z.-b. Wien, xxxi. 435.	Surinam.
„ <i>opalescalis</i> , Hulst, Tr. Am. Ent. Soc. xiii. p. 167.	Arizona.
„ <i>chionotus</i> , Meyr. Tr. Ent. Soc. 1889, p. 519.	New Guinea.
„ <i>maximellus</i> , Fern. Can. Ent. xxiii. p. 30.	Texas.
„ <i>acutellus</i> , Ev.	Europe.
„ <i>caminarius</i> , Zell. Micr. Caffr. p. 68.	S. Africa.
„ <i>chrysostomus</i> , Zell. Micr. Caffr. p. 68.	S. Africa.

Genus DONACAULA.

Donacula, Meyr. Trans. Ent. Soc. 1890, p. 466.

Palpi projecting about three times length of head and thickly scaled; maxillary palpi triangularly scaled; frons hairy; antennæ somewhat annulated and ciliated; abdomen long and slender; legs and spurs long. Fore wing with the apex rectangular in male, produced and acute in female; vein 3 from before angle of cell; 4, 5 from angle; 6 from below upper angle; 7 from angle; 8, 9, 10 stalked; 11 anastomosing with 12 or free. Hind wing with vein 3 from before angle of cell; 4, 5 well separated at origin; 6, 7 from upper angle, 7 anastomosing slightly with 8.

Fig. 20.

*Donacula mucronella*, ♂. †.

Type. DONACAULA MUCRONELLA, Schiff.

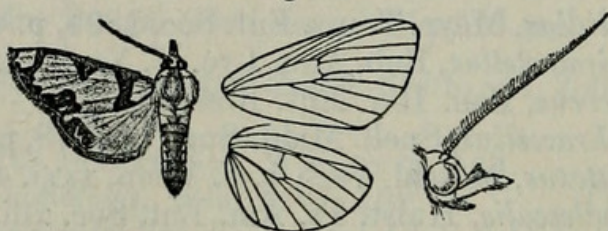
Europe.

Genus CIRRHOCRISTA.

Cirrhochrsta, Led. Wien. ent. Mon. 1863, p. 440.

Palpi porrect, thickly clothed with hair, the 3rd joint hidden by hair and downcurved; maxillary palpi long and triangularly scaled at extremity; frons oblique; antennæ ciliated; tibiæ clothed on outer side with rough hair, the outer spurs less than half the length of inner. Fore wing with the apex produced, the outer margin oblique; veins 3, 4, 5 from angle of cell; 7 curved and very closely approximated for a short distance to or well separated from 8, 9, to which 10 is approximated. Hind wing with veins 3, 4, 5 from angle of cell; 6, 7 shortly stalked.

Fig. 21.



Cirrhochrsta pulchellalis, ♂. †.

SECT. I. Palpi projecting about the length of head and with a tuft of porrect hair from 1st joint.

Type. (1) CIRRHOCRISTA ÆTHERIALIS, Led. Wien. ent. Mon. 1863, p. 441, pl. 17. f. 9. Amboina; Ternate.

(2) CIRRHOCRISTA PULCHELLALIS, Led. Wien. ent. Mon. 1863, p. 441, pl. 17. f. 10. Ceylon; Java; Amboina.

(3)†CIRRHOCRISTA SEMIBRUNNEA, n. sp.

♀. Head brown, with the vertex white; thorax and abdomen brown, the middle of collar, patagia, and basal segment of abdomen white. Fore wing brown, with a large white patch on basal inner area; a large crescentic white mark in cell, and much larger similar mark beyond the cell; a quadrate apical white patch; a yellow discocellular line and series of yellow marginal marks below the apical patch. Hind wing white; a large, round, brown submarginal spot between veins 2 and 5; some yellow on medial part of margin; a brown marginal line; cilia fulvous at base; inner area tinged with fuscous.

Hab. Bhután, India (*Dudgeon*). *Exp.* 36 mm.

SECT. II. Palpi projecting about twice the length of head and with no tuft from 1st joint.

(4)†CIRRHOCRISTA BRIZOALIS, Wlk. xix. 976; Japan; China; Moore, Lep. Atk. pl. 7. f. 10. Formosa; throughout India
Cirrhochrsta figuratalis, Wlk. and Ceylon; Borneo; Celebes; xxxiv. 1369. Australia.

- (5) *CIRRHOCHRISTA FUMIPALPIS*, Feld. Reis. Nov. pl. 135. f. 31.
Sikhim; Assam; Burma; Moluccas.
- (6)†*CIRRHOCHRISTA BRACTEOLALIS*, Hmps. Ill. Het. viii. p. 135,
pl. 155. f. 3. Sikhim; S. India; Ceylon.
- (7)†*CIRRHOCHRISTA PUNCTULATA*, n. sp.

♀. White; the palpi and a stripe on shoulders fulvous; tarsi banded with fulvous. Fore wing with a fulvous stripe on costa; a dark discocellular spot; medial and postmedial indistinct series of specks. Hind wing with indistinct postmedial series of specks; both wings with a dark marginal line expanding into specks at the veins.

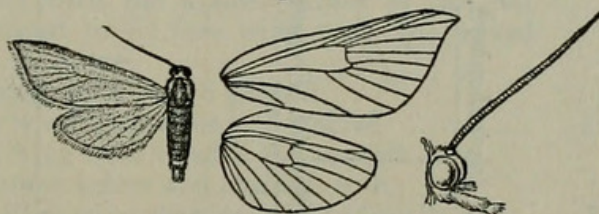
Hab. Rockhampton, Australia. *Exp.* 26 mm.

Genus ACENTROPUS.

Acentropus, Curt. Brit. Ent. iv. pl. 497 (1862).

Palpi projecting about twice the length of head and dilated with scales at extremity; maxillary palpi loosely scaled; frons rounded; antennæ thickened and annulate; tibiæ with the spurs minute. Fore wing long and narrow, the apex produced; vein 1b short and not reaching outer angle; 2, 3, 4, 5 widely separated at origin; 6 from below upper angle; 7 from angle; 8, 9 stalked; 10, 11 free. Hind wing with veins 3, 4, 5 well separated at origin; 6, 7 from upper angle, 7 anastomosing with 8 almost to apex. Wings in female often much abbreviated or aborted.

Fig. 22.



Acentropus niveus, ♂. †.

- Type.* (1) *ACENTROPUS NIVEUS*, Olivier, Encycl. Méth. p. 536, t. vi.
W. Europe.
- „ *hansonii*, Steph. Nomencl. 2 ed. Col. 118.
- „ *garnonsii*, Curt. Brit. Ent. iv. pl. 497.
- (2) *ACENTROPUS NEWÆ*, Kol. Wien. Monats. 1858, p. 382. Russia.
- (3) *ACENTROPUS LATIPENNIS*, Möschl. Wien. Monats. 1860, p. 55.
Armenia.

List of unrecognized Genera.

- Idneodes tretopteralis*, Rag. Ann. Soc. Ent. Fr. 1891, p. 605.
Brazil.
- Alpherakia obnubilalis*, Christ. Bull. Mosc. lvi. p. 32 (1881).
Amur.
- Anæglis demissalis*, Led. Wien. ent. Mon. 1863, p. 56, pl. 7. f. 1.
Brazil.

PHYLOGENY OF THE CRAMBINÆ.

Autarotis. Neargyria. Ptochostola. Culladia. Orocrambus.

Macrochilo.

Crambus. Diptychophora.

Chalcoëla. Leucargyra.

Surattha. Ancyrolomia.

Stenochilo. Diatraea. Erypa. Ubida. Canuza. Platyttes. Eromene.

Dicymolomia. Eschata.

Mesolia. Raphiptera.

Talis. Charltona.

Chilo.

Doratoperas.

Prionopteryx.

Scenoploca.

Gadira.

Anæglis argentalis, Christ. Rom. Mem. iii. p. 106, pl. 5. f. 6.

C. Asia.

Callasopia rosealis, Möschl. Lep. Porto Rico, p. 275. Porto Rico.

Parasopia dissimilalis, Möschl. Lep. Porto Rico, p. 275.

Porto Rico.

Subfamily CRAMBINÆ.

Proboscis often absent or minute; palpi porrect; the maxillary palpi well developed and triangularly dilated with scales. Fore wing with vein 7 present*; vein 1*a* separate from 1*b*. Hind wing with the median nervure pectinated on upperside; vein 7 almost always anastomosing with 8.

The larvæ are usually grass or reed feeders.

Of the subfamilies of Pyralidæ that have the median nervure pectinated, the *Crambinæ* may be distinguished from the *Phycitinæ* and *Anerastiinæ* by the presence of vein 7 of the fore wings*; from the *Galleriinæ* by vein 1*a* being separate from 1*b* instead of forming a fork with it, also by the labial palpi being well developed in the male instead of almost obsolete, and the maxillary palpi triangularly scaled; from the *Oxychirotinæ* by having the outer spurs of mid and hind tibiæ well developed instead of absent, and also by the very different shape of the wings. Whilst in the few genera of *Pyraustinæ* and *Scopariinæ* that have the median nervure pectinated, the very different form of the labial and maxillary palpi will at once serve as a distinction.

Key to the Genera.

A. Hind wing with vein 6 from upper angle of cell.

† *a*. Fore wing with veins 7, 8 stalked, 10 from cell.

*a*¹. Hind wing with the upper margin of the cell approximated to 8; fore wing with the apical area not produced.

*a*². Both wings with vein 3 present.

*a*³. Fore wing with veins 2, 3 stalked

1. *Autarotis*.

*b*³. Fore wing with veins 2, 3 from cell.

*a*⁴. Thorax below and coxæ smooth.

*a*⁵. Fore wing with veins 10, 11 stalked.....

2. *Neargyria*.

*b*⁵. Fore wing with veins 10, 11 from cell...

6. *Crambus*.

*b*⁴. Thorax below and coxæ hairy

5. *Orocrambus*.

*b*². Both wings with vein 3 absent.....

3. *Ptochostola*.

*b*¹. Hind wing with the upper margin of the cell remote from 8; fore wing with the apical area produced to a rounded prominence.....

23. *Mesolia*.

b. Fore wing with vein 7 absent

4. *Culladia*.

† *c*. Fore wing with veins 7 and 10 from cell.

*a*¹. Palpi extending once to three times length of head.

*a*². Fore wing with veins 6, 7 from cell.

*a*³. Frons rounded and not prominent.

*a*⁴. Proboscis well developed; palpi with the 3rd joint clothed with hair.

*a*⁵. Hind wing with veins 4, 5 from a point.

8. *Platytes*.

*b*⁵. Hind wing with veins 4, 5 well separated at origin

7. *Diptychophora*.

* Except in *Culladia* and *Mesolia apistrigella*.

† In *Mesolia apistrigella* vein 7 of the fore wing is absent.

‡ In a few specimens of *Eschata* 7 is shortly stalked with 8, 9.

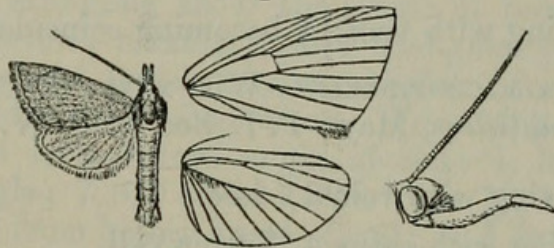
- b*⁴. Proboscis absent or minute.
- a*⁵. Palpi with the 3rd joint clothed with hair; antennæ of male bipectinate 15. *Ubida*.
- b*⁵. Palpi with the 3rd joint naked; antennæ of male not pectinated.
- a*⁶. Palpi extending about twice the length of head, with a tuft of hair from below 1st joint 17. *Chalcoëla*.
- b*⁶. Palpi extending about the length of head, with tufts of hair below 1st and 2nd joints 18. *Dicymolomia*.
- b*³. Frons with a conical prominence.
- a*⁴. Fore wing with vein 11 oblique.
- a*⁵. Fore wing subtriangular; ♂ with a shallow fovea in cell 9. *Eromene*.
- b*⁵. Fore wing lanceiform, the costa arched towards apex 10. *Camuza*.
- b*⁴. Fore wing with vein 11 curved and approximated to 12, the apex produced and acute 16. *Chilo*.
- c*⁴. Fore wing with vein 11 becoming coincident with 12 14. *Diatræa*.
- b*². Fore wing with veins 6, 7 stalked 11. *Stenochilo*.
- b*¹. Palpi not or hardly extending beyond the frontal projection.
- a*². Fore wing broad; veins 8, 9 from angle of cell. 20. *Eschata*.
- b*². Fore wing long and narrow; veins 6, 7 from angle of cell, 8, 9 from before angle 21. *Doratoperas*.
- d*. Fore wing with veins 7, 8, 9, 10 stalked.
- a*¹. Palpi extending about one and a half times length of head 12. *Macrochilo*.
- b*¹. Palpi not extending beyond frontal projection ... 19. *Leucargyra*.
- e*. Fore wing with veins 8, 9, 10 stalked, 7 from cell; palpi about three times length of head 13. *Erupa*.
- B. Hind wing with vein 6 from well below angle of cell and rudimentary, or absent.
- a*. Fore wing with the apical area produced to a rounded or hooked prominence 24. *Prionopteryx*.
- b*. Fore wing with the apical area not produced.
- a*¹. Fore wing with veins 7 and 11 absent 22. *Raphiptera*.
- b*¹. Fore wing with veins 7 and 11 present.
- a*². Fore wing with vein 7 from the cell.
- a*³. Hind wing with vein 5 present.
- a*⁴. Frons rounded or flat and not prominent.
- a*⁵. Hind wing with veins 4, 5 shortly stalked, a tuft of raised scales at lower angle of cell 30. *Gadira*.
- b*⁵. Hind wing with veins 4, 5 from angle of cell.
- a*⁶. Fore wing with vein 11 oblique; palpi with the 3rd joint naked; female with aborted wings 29. *Scenoploca*.
- b*⁶. Fore wing with vein 11 curved and approximated to 12; palpi with the 3rd joint clothed with hair; female with the wings fully developed 28. *Charltona*.
- b*⁴. Frons with a conical prominence 27. *Talis*.
- b*³. Hind wing with vein 5 absent 25. *Surattha*.
- b*². Fore wing with vein 7 stalked with 8, 9 26. *Ancylolomia*.

Genus AUTAROTIS.

Autarotis, Meyr. Trans. Ent. Soc. 1886, p. 269.

Palpi extending about three times the length of head and thickly clothed with hair; maxillary palpi triangularly scaled; proboscis well developed; frons with a conical prominence; antennæ of male somewhat thickened and flattened; tibiæ smoothly scaled, the outer spurs about twice the length of inner. Fore wing with the apex somewhat acute; veins 2, 3 stalked; 4, 5 from angle of cell; 6 from below upper angle; 7, 8, 9 stalked; 10, 11 free: male with the inner margin fringed with long rough hair towards outer angle. Hind wing with vein 3 from near angle of cell; 4, 5 from angle; 6, 7 from upper angle.

Fig. 23.

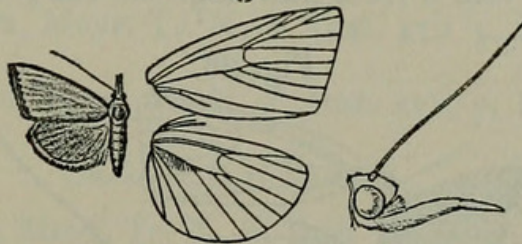
*Autarotis euryala*, ♂. †.

Type. AUTAROTIS EURYALA, Meyr. Trans. Ent. Soc. 1886, p. 207. Fiji.

Genus NEARGYRIA, nov.

Palpi extending about three times length of head and clothed with hair; maxillary palpi triangularly scaled; proboscis well developed; frons with a conical prominence; antennæ of female nearly simple; tibiæ smoothly scaled, the spurs long. Fore wing with the apex produced and acute; vein 3 from before angle of cell; 4, 5 from angle; 6 from upper angle; 7, 8, 9 stalked; 10, 11 stalked. Hind wing with vein 3 from before angle of cell; 4, 5 from angle; 6, 7 from upper angle.

Fig. 24.

*Neargyria argyraspis*, ♀. †.

Type. NEARGYRIA ARGYRASPIIS, Meyr. P. Linn. Soc. N. S. W. 1879, p. 216. Australia.

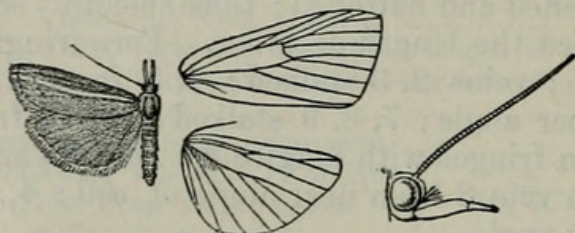
Genus PTOCHOSTOLA.

Ptochostola, Meyr. P. Linn. Soc. N. S. W. vii. p. 154 (1882).

Palpi porrect, clothed with hair, and extending about twice the length of head; maxillary palpi triangularly scaled; proboscis well developed; frons rounded; antennæ of male thickened and flat-

tened; tibiæ with the spurs long. Fore wing with vein 3 absent; 4, 5 usually from angle of cell; 6 from below upper angle; 7, 8, 9 stalked; 10 free. Hind wing with vein 3 absent; 4, 5 from angle; 6, 7 from upper angle.

Fig. 25.

*Ptochostola microphælla*, ♂. $\frac{3}{2}$.

SECT. I. Fore wing with vein 11 becoming coincident with 12.

Type. (1)†*PTOCHOSTOLA MICROPHÆELLA*, Wlk. xxxv. 1758. Australia.
Crambus dimidiellus, Meyr. P. L. Soc. N. S. W. 1878, p. 190.

SECT. II. Fore wing with vein 11 free.

A. Fore wing with veins 4, 5 from cell.

(2)†*PTOCHOSTOLA INCANELLA*, Zell. Hor. Ent. Ross. xvi. p. 50.
 Colombia.

B. Fore wing with veins 4, 5 stalked.

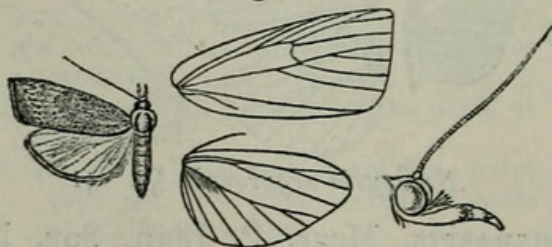
(3)†*PTOCHOSTOLA PYGMÆUS*, Zell. Hor. Ent. Ross. xvi. p. 173,
 pl. xi. f. 10. Colombia.

Genus *CULLADIA*.

Culladia, Moore, Lep. Ceyl. iii. p. 383.

Palpi porrect, thickly scaled, and extending about twice the length of head; maxillary palpi triangularly scaled; frons rounded; antennæ of male somewhat thickened and flattened; spurs long and equal. Fore wing long and narrow; vein 3 from angle of cell; 6 from below upper angle; 7 absent; 8, 9 stalked; 10, 11 free. Hind wing with vein 3 from near angle of cell; 6, 7 from upper angle.

Fig. 26.

*Culladia admigratella*, ♂. $\frac{3}{2}$.

SECT. I. Both wings with veins 4, 5 stalked.

Type. (1)†*CULLADIA ADMIGRATELLA*, Wlk. xxvii. 192; C. & S. no. 4686.
 China; Ceylon; Borneo.

†*Araxes æsella*, Wlk. xxvii. 193; C. & S. no. 4687.

Crambus troglodytellus, Snell. Tijds. Ent. (2) vii. p. 103, pl. 8. f. 6.

SECT. II. Both wings with veins 4, 5 coincident.

(2) *CULLADIA SUFFUSELLA*, n. sp.

Head, thorax, and abdomen brownish fuscous. Fore wing fuscous; the costal area brownish; the veins beyond lower angle of cell streaked with fuscous; traces of a submarginal series of dark specks; a marginal series of dark specks. Hind wing pale, the costal and apical areas tinged with fuscous.

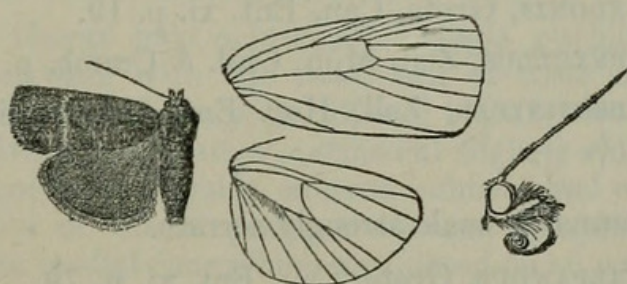
Hab. Madagascar; Nilgiris (*Hampson*). *Exp.* 20–26 mm.

Genus *OROCRAMBUS*.

Orocrambus, Meyr. Tr. N. Z. Inst. xx. p. 67 (1885).

Palpi porrect, extending about the length of head and fringed with long hair below; maxillary palpi triangularly scaled; frons rounded; antennæ of female almost simple; thorax below and coxæ hairy; build stout; wings broad. Fore wing with the apex rounded; vein 3 from before angle of cell; 4, 5, from angle; 6 from upper angle; 7, 8, 9 stalked, or 9 free; 10, 11 free. Hind wing with vein 3 from before angle of cell; 4, 5 from angle; 6, 7 from upper angle; 7 anastomosing with 8 or free.

Fig. 27.



Orocrambus melampetrus, ♀. †.

- Type.* (1) *O. MELAMPETRUS*, Purdie, N. Z. Journ. Sci. ii. p. 168. New Zealand.
 (2) *O. CATACAUSTUS*, Meyr. Tr. N. Z. Inst. xvii. p. 134. New Zealand.
 (3) *O. TRITONELLUS*, Meyr. Tr. N. Z. Inst. xvii. p. 134. New Zealand.

Undetermined Species.

Orocrambus mylites, Meyr. Tr. N. Z. Inst. xx. p. 67. New Zealand.

Genus *CRAMBUS*.

Crambus, Fabr. Ent. Syst. Suppl. p. 464 (1798).

Chrysoteuchia, Hübn. Verz. p. 366 (? 1818).

Thisanotia, Hübn. Verz. p. 367.

Exoria, Hübn. Verz. p. 367.

Carvanca, Wlk. ix. p. 119 (1856).

Calamotropha, Zell. Mon. Chil. & Cramb. p. 8 (1863).

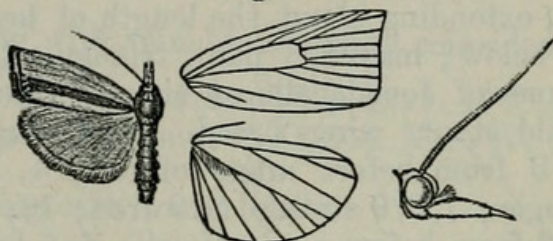
Myeza, Wlk. xxvii. 190 (1863).

Arequipa, Wlk. xxvii. 195.

Propexus, Grote, Can. Ent. xii. p. 79 (1880).

Palpi porrect, extending about three times the length of head, and clothed with long hair; maxillary palpi triangularly dilated with hair; frons rounded; antennæ of male usually thickened and flattened, with appressed serrations; tibiæ with the outer spurs about half the length of inner. Fore wing with the apex acute; vein 3 from before angle of cell; 4, 5 usually from angle; 7, 8, 9 stalked; 10 free; 11 curved and approximated to or becoming coincident with 12. Hind wing with vein 3 from near angle of cell; 4, 5 from angle of cell or stalked.

Fig. 28.



Crambus nivellus, ♂. 1.

SECT. I. (*Propexus*). Antennæ of male bipectinate, with long branches.

- (1)†CRAMBUS EDONIS, Grote, Can. Ent. xi. p. 19. U.S.A.
- (2)†CRAMBUS PEXELLUS, Zell. Mon. Chil. & Cramb. p. 48. U.S.A.
- (3)†CRAMBUS PECTINIFER, Zell. Hor. Ent. Ross. xiii. p. 53, pl. i. f. 20 a, b. U.S.A.

SECT. II. Antennæ of male strongly serrate.

- 4)†CRAMBUS REPANDUS, Grote, Can. Ent. xi. p. 79. Colorado.

SECT. III. (*Crambus*). Antennæ of male slightly thickened and flattened.

A. Fore wing with vein 7 given off further from the apex than 9.

a. Fore wing with vein 11 curved and approximated to 12.

a¹. Fore wing with veins 4, 5 from cell.

a². Palpi extending about twice the length of head.

- (5)†CRAMBUS TONSALIS, Wlk. xxvii. 190. Borneo.
- (6) CRAMBUS DIELOTA, Meyr. Trans. Ent. Soc. 1886, p. 268. Ceram; Australia; Fiji.
- (7)†CRAMBUS ANTICELLUS, Wlk. xxxv. 1751. Natal; Travancore; Ceylon; Pt. Darwin, Australia.
- (8)†CRAMBUS INFIXELLUS, Wlk. xxvii. 167. Japan; China.
- (9) CRAMBUS PALUDELLUS, Hübn. Europe.
- (10)†CRAMBUS HIEROCHUNTICUS, Zell. Palestine.

- (11) CRAMBUS LEPTOGRAMMELLUS, Meyr. P. Linn. Soc. N. S. W.
iv. p. 207. Australia.

- (12)†CRAMBUS DELATALIS, Wlk. xxvii. 176. Ceylon; Australia.

- (13)†CRAMBUS ATKINSONI, Zell. Mon. Chil. & India; Ceylon;
Cramb. p. 9. Burma; Borneo.

- (14)†CRAMBUS ALBISTRIGELLUS, n. sp.

♂. Head whitish, slightly suffused with brown; thorax pale reddish brown; abdomen whitish, slightly suffused with brown. Fore wing grey, irrorated with brown; the costal area reddish brown; the cell, the veins beyond it, and the inner area prominently grey; a black discocellular speck; a brown spot at origin of vein 2; a marginal series of specks. Hind wing whitish, slightly suffused with brown.

Hab. Bonin Island, Perry's group. *Exp.* 24 mm.

- (15) CRAMBUS DIVIDELLUS, Snell. Trans. Ent. Soc. 1890, p. 645.
Sikhim.

- (16) CRAMBUS UNICOLORELLUS, Zell. Mon. Chil. & Cramb. p. 7.
† „ *abbreviatellus*, Wlk. xxxv. 1756. Punjab; Nilgiris.

- (17)†CRAMBUS VIOLESCENTELLUS, n. sp.

Head and thorax pale ochreous; patagia purplish; abdomen whitish. Fore wing with the basal half of costa ochreous; the inner area ochreous white, with diffused black scales above it; the veins pale fulvous; an orange postmedial slightly sinuous line bent inwards to costa; a slightly sinuous submarginal orange line; a marginal series of black specks, sometimes complete, sometimes reduced to the medial four which are placed on an ochreous patch; cilia silvery. Hind wing pure white.

Hab. São Paulo; Castro Paraña, Brazil (*Jones*). *Exp.* 24–28 mm.

- (18)†CRAMBUS AURANTILINEELLUS, n. sp.

Head, thorax, and abdomen ochreous white. Fore wing purplish grey; a white streak from base along median nervure to outer margin; a diffused orange-yellow band below median nervure; orange postmedial and submarginal bands from the white streak to inner margin; a marginal series of black specks, the three below middle on an orange patch.

Hab. São Paulo, Brazil (*Jones*). *Exp.* 30 mm.

- (19)†CRAMBUS HEMIXANTHELLUS, n. sp.

Head and thorax orange; abdomen whitish. Fore wing with the costal area dark rufous, merging into grey on outer area; the inner area orange, with two dark medial and two postmedial patches; a minutely dentate submarginal dark line outwardly edged with white towards inner margin; a marginal series of black specks; the cilia grey. Hind wing pure white.

Hab. São Paulo, Brazil (*Jones*). *Exp.* 26 mm.

- (20)*CRAMBUS ALEXANDRIENSIS, Baker, Trans. Ent. Soc. 1894, p. 48, pl. i. f. 19. Egypt.
- (21)†CRAMBUS TENUISTRIGATUS, Zell. Hor. Ent. Ross. xvi. p. 168, pl. ii. f. 8. Trinidad ; Colombia.
- (22)†CRAMBUS INORNATELLUS, Wlk. xxvii. 157. Nova Scotia.
- (23)†CRAMBUS MINUELLUS, Wlk. xxvii. 164. Colombia.
- (24)†CRAMBUS LIGONELLUS, Zell. Hor. Ent. Ross. xvi. p. 170, pl. xi. f. 9. Jamaica.
- (25) CRAMBUS TETERELLUS, Zinck. Germ. Mag. iv. p. 252. U.S.A.
 „ *camurellus*, Clem. P. A. N. S. Phil. 1860, p. 203.
 „ *terrellus*, Zell. Mon. Chil. & Cramb. p. 27.
- (26)†CRAMBUS CUNEIFERELLUS, Wlk. xxvii. 175. Australia ; New Hebrides ; Norfolk Island.
- (27) CRAMBUS COMBINELLUS, Schiff. Europe.
- (28) CRAMBUS COULONELLUS, Dup. Europe.
- (29) CRAMBUS SPURIELLUS, Hübn. Europe.
- (30)†CRAMBUS DIPLOGRAMMUS, Zell. Mon. Chil. & Cramb. p. 25. Siberia ; Japan.
 „ *textellus*, Christ. Bull. Mosc. lvi. p. 48.
 „ *argentistrigellus*, Leech, Entom. xxii. p. 107, pl. v. f. 11.
- (31)*CRAMBUS STRIATELLUS, Leech, Entom. xxii. p. 107, pl. v. f. 3. Japan.
- (32) CRAMBUS PUDIBUNDELLUS, H.-S. Europe.
- (33) CRAMBUS FASCELINELLUS, Hübn. Europe.
 „ *ramosellus*, Zell. Mon. Chil. & Cramb. p. 35.
 „ *epineurus*, Meyr. Ent. Mo. Mag. xx. p. 141.
- (34) CRAMBUS DIGITELLUS, H.-S. Europe.
- (35)†CRAMBUS TRISECTUS, Wlk. ix. 119. U.S.A.
 † „ *easiccalis*, Zell. Mon. Chil. & Cramb. p. 37.
 † „ *interminellus*, Wlk. xxvii. 156.
- (36)†CRAMBUS UNDATUS, Grote, Can. Ent. xvi. p. 35. U.S.A.
- (37)†CRAMBUS LACINIELLUS, Grote, Can. Ent. xi. p. 18. U.S.A.
- (38) CRAMBUS CALIGINOSELLUS, Clem. P. A. N. S. Phil. 1860, p. 203. U.S.A.
- (39)†CRAMBUS ANCEPS, Grote, Can. Ent. xi. p. 18. U.S.A.
- (40)†CRAMBUS DUPLICATUS, Grote, Can. Ent. xiii. p. 79. U.S.A.
- (41) CRAMBUS MUTABILIS, Clem. Proc. A. N. S. Phil. 1860, p. 204. U.S.A.
 † „ *fuscicostellus*, Zell. Mon. Chil. & Cramb. p. 44.

- (42)†CRAMBUS PROFANELLUS, Wlk. xxxv. 1753. Jamaica.
- (43)†CRAMBUS FISSIRADIELLUS, Wlk. xxvii. 160. W. Indies.
 † „ *curtellus*, Wlk. xxvii. 160. Colombia; Argentina.
 † „ *quadrinotellus*, Zell. Hor. Ent. Ross. xiii. p. 55, pl. i.
 f. 21.
- (44) CRAMBUS LUTEOLELLUS, Clem. Proc. A.N. S. Phil. 1860, p. 203.
 † „ *hemiochrellus*, Zell. Ex. Micr. p. 49. U.S.A.
 „ *ulæ*, Cockerell, Ent. Mo. Mag. xxiv. p. 272.
- (45)†CRAMBUS BIZONELLUS, n. sp.
 ♂. Yellowish brown. Fore wing with the inner area suffused with dark brown; a narrow obliquely curved medial red-brown band; a similar minutely dentate postmedial band; a marginal series of black specks; cilia fuscous. Hind wing fuscous.
Hab. Valparaiso (*J. J. Walker*). *Exp.* 24 mm.
- (46)†CRAMBUS DECOLORELLUS, Wlk. xxvii. 164. Cape.
 † „ *figuratellus*, Wlk. xxxv. 1754.
- (47)†CRAMBUS FULVITINCTELLUS, n. sp.
 ♂. Head and thorax ochreous; palpi fulvous at sides; abdomen fuscous. Fore wing ochreous, with a fulvous tinge and irrorated with fuscous; the costal and outer areas fuscous; very ill-defined oblique medial and postmedial bands from costal area to inner margin; an indistinct curved submarginal line. Hind wing pale fuscous; the cilia whitish.
Hab. Amshaw, S. Africa. *Exp.* 24 mm.
- (48) CRAMBUS ACUTANGULUS, H.-S. Europe.
- (49)†CRAMBUS PALEATELLUS, Zell. Europe.
- (50) CRAMBUS TRABEATELLUS, H.-S. Sicily.
- (51) CRAMBUS INQUINATELLUS, Schiff. Europe.
- (52)*CRAMBUS SUBFLAVELLUS, Dup. Europe.
- (53)*CRAMBUS OSELLUS, Staud. Europe.
- (54) CRAMBUS ATLANTICUS, Wollaston, A. M. N. H. (3) i. p. 119. Madeira.
 „ var. *canariensis*, Rebel. Ann. Hofmus. Wien, vii.
 p. 254, pl. xvii. ff. 11, 12. Canaries.
- (55) CRAMBUS TERSELLUS, Led. Europe.
- (56) CRAMBUS DESERTELLUS, Led. Europe.
- (57)*CRAMBUS GRAMMICULELLUS, Lucas, Explor. Algérie, iii. p. 407, pl. 4. f. 8. Algiers.
- (58) CRAMBUS GENICULEUS, Haw. Europe; Japan.
- (59) CRAMBUS CONTAMINELLUS, Hübn. Europe.
 „ *cantiellus*, Tutt, Ent. xix. p. 52.

- (60) CRAMBUS SALINELLUS, Tutt. Ent. xix. p. 52. England.
- (61) CRAMBUS MATRICELLUS, Treit. Europe.
- (62) CRAMBUS POLIELLUS, Treit. Europe.
- (63) CRAMBUS DELIELLUS, Hübn. Europe.
- (64) CRAMBUS LITHARGYRELLUS, Hübn. Europe.
- (65) CRAMBUS TRISTELLUS, Fabr. Europe.
- (66) CRAMBUS SELASELLUS, Hübn. Europe.
- (67) CRAMBUS LUTEELLUS, Schiff. Europe.
- (68)†CRAMBUS ZERMATTENSIS, Frey. Europe.
- (69) CRAMBUS LÆVIGATUS, Led. Europe.
- (70) CRAMBUS PERLELLUS, Scop. Europe.
- † „ *languidellus*, Zell. Mon. Chil. & Cramb. p. 49.
- (71) CRAMBUS AURELIELLUS, F. R. Europe.
- (72) CRAMBUS SAXONELLUS, Zinck. Europe.
- (73) CRAMBUS FULGIDELLUS, Hübn. Europe.
- (74) CRAMBUS LATISTRIUS, Haw. Europe.
- (75) CRAMBUS UNISTRIATELLUS, Pack. Proc. B. S. N. H. ii. 32. U.S.A.
- † „ *exesus*, Grote, Can. Ent. xi. 16.
- (76)†CRAMBUS XIPHIELLUS, Zell. S. e. Z. 1872, p. 467, pl. 2. f. 1. Bogotá.
- (77)†CRAMBUS FALKLANDICELLUS, n. sp.
- Pale golden brown; palpi white below. Fore wing with a white streak along basal half of costa, and a somewhat broad fascia from base through the cell to outer margin below apex. Hind wing somewhat paler.
- Hab.* Falkland Islands. *Exp.* 28 mm.
- (78)†CRAMBUS FALCARIUS, Zell. S. e. Z. 1872, p. 469, pl. 2. f. 2. Bogotá.
- (79) CRAMBUS EURYPTELLUS, Berg, Ann. Soc. Argent. iv. p. 208. Argentina; Patagonia.
- (80)†CRAMBUS STRAMINELLUS, n. sp.
- ♂. Brownish ochreous; palpi fuscous, white below. Fore wing with two medial brown lines from vein 1 to inner margin; a few brown scales on the outer part of inner area; an indistinct submarginal brown line highly angled at vein 6; a short oblique line from apex which is produced to a point; three or four marginal black specks. Hind wing ochreous white.
- Hab.* Valparaiso (*J. J. Walker*). *Exp.* 26 mm.
- (81)†CRAMBUS CHILLANICUS, Butl. Trans. Ent. Soc. 1883, p. 61. Chili.

(82)†CRAMBUS RADICELLUS, n. sp.

♂. Golden brown. Fore wing with a somewhat broad white fascia below costa forking towards apex; a similar fascia through the cell with a longer fork before outer margin, and a streak between it and the subcostal fascia; a dark line on apical part of margin and three specks on medial part; the inner area greyish. Hind wing pale brown.

Hab. Patagonia (*J. J. Walker*). *Exp.* 30 mm.

(83)†CRAMBUS FERNANDESELLUS, n. sp.

♂. Pale ochreous; thorax suffused with brown; abdomen whitish. Fore wing with brown streaks on base of costa; brown streaks below end of subcostal nervure and below the veins beyond the cell; a white streak on median nervure and a brown fascia below it; some brown suffusion on inner area. Hind wing whitish, with slight fuscous suffusion.

Hab. Juan Fernandez (*J. J. Walker*). *Exp.* 30 mm.

(84)†CRAMBUS SPICULELLUS, Zell. Hor. Ent. Ross. xiii. p. 35, pl. i. f. 14. Argentina.

(85)†CRAMBUS DIATRÆELLUS, n. sp.

Brownish ochreous. Fore wing with black specks on discocellulars and on vein 2 near origin; the veins and interspaces of outer area streaked with brown; two fine brown lines just inside the margin and a fine marginal black line; the apex produced and acute. Hind wing pale fuscous.

Hab. Cayenne; Goya, Argentina. *Exp.* ♂ 28, ♀ 36 mm.

(86)†CRAMBUS VAPIDUS, Butl. P. Z. S. 1877, p. 399. New Zealand.

(87) CRAMBUS DECRENELUS, Meyr. N. Z. Journ. Sci. i. p. 186. New Zealand.

(88) CRAMBUS CRENÆUS, Meyr. Tr. N. Z. Inst. xvi. p. 135. New Zealand.

(89) CRAMBUS HAPLOTOMUS, Meyr. N. Z. Journ. Sci. i. p. 187. New Zealand.

(90) CRAMBUS PEDIAS, Meyr. Trans. N. Z. Inst. xvii. p. 137. New Zealand.

(91) CRAMBUS ENCOPHORUS, Meyr. Trans. N. Z. Inst. xvii. p. 136. New Zealand.

(92)†CRAMBUS VITELLUS, Doubl. Dieff. New Zeal. ii. p. 289. New Zealand.

† „ *transcissalis*, Wlk. xxvii. 178.

† „ *sublicellus*, Zell. Mon. Chil. & Cramb. p. 31.

(93)†CRAMBUS RAMOSELLUS, Doubl. Dieff. New Zeal. ii. p. 288. New Zealand.

„ *rangona*, Feld. Reis. Nov. pl. 137. f. 25.

- (94)†CRAMBUS ANGUSTIPENNIS, Zell. Hor. Ent. Ross. xiii. p. 15.
New Zealand
† „ *leucanialis*, Butl. P. Z. S. 1877, p. 401.
- (95)†CRAMBUS BISECTELLUS, Zell. Mon. Chil. & Cramb. p. 32.
New Zealand.
† „ *incrassatellus*, Zell. Mon. Chil. & Cramb. p. 32.
† „ *nexalis*, Wlk. xxvii. 178.
- (96)†CRAMBUS FLEXUOSELLUS, Doubl. Dieff. New Zeal. ii. p. 289.
New Zealand.
- (97) CRAMBUS TUHUALIS, Feld. Reis. Nov. pl. 137. f. 18.
New Zealand.
† „ *vulgaris*, Butl. P. Z. S. 1877, p. 400, pl. 43. f. 7.
- (98) CRAMBUS XANTHOGRAMMUS, Meyr. N. Z. Journ. Sci. i. p. 187.
New Zealand.
- (99)*CRAMBUS HARPOPHORUS, Meyr. N. Z. Journ. Sci. i. p. 187.
New Zealand.
- (100)†CRAMBUS CORRUPTUS, Butl. P. Z. S. 1877, p. 399.
New Zealand.
- (101) CRAMBUS HELIOTIS, Meyr. Tr. N. Z. Inst. xx. p. 68.
New Zealand.
- (102) CRAMBUS CYCLOPICUS, Meyr. N. Z. Journ. Sci. i. p. 187.
New Zealand.
- (103) CRAMBUS RADIELLUS, Hübn. Europe.
- (104) CRAMBUS FURCATELLUS, Zett. Europe.
- (105) CRAMBUS MARGARITELLUS, Hübn. Europe.
- (106) CRAMBUS PYRAMIDELLUS, Treit. Europe.
- (107) CRAMBUS PAUPERELLUS, Treit. Europe.
- (108) CRAMBUS CONCHELLUS, Schiff. Europe.
- (109) CRAMBUS PINELLUS, Linn. Europe.
- (110) CRAMBUS MYTILELLUS, Hübn. Europe.
- (111) CRAMBUS MYELLUS, Hübn. Europe.
- (112)†CRAMBUS LATIRADIELLUS, Wlk. xxvii. 157. U.S.A.
† „ *interruptus*, Grote, Can. Ent. ix. p. 101.
- (113) CRAMBUS SPECULALIS, Hübn. Europe.
- (114) CRAMBUS LUCTIFERELLUS, Hübn. Europe.
- (115)*CRAMBUS DIMORPHELLUS, Staud. Hor. Ent. Ross. xvi. p. 21.
Europe.
- (116)*CRAMBUS CORSICELLUS, Dup. Europe.

- (117)*CRAMBUS KOBELTI, Saalm. S. e. Z. xlv. p. 335. f. 12. Algeria.
- (118) CRAMBUS INCERTELLUS, H.-S. Europe.
 „ *confusellus*, Staud. Hor. Ent. Ross. xvi. p. 82.
- (119) CRAMBUS VERELLUS, Zinck. Europe.
- (120) CRAMBUS FALSELLUS, Schiff. Europe.
- (121) CRAMBUS TRICHOSTOMUS, Christ. Europe; Labrador; Canada.
- (122) CRAMBUS LABRADORIENSIS, Christ. Ent. Zeit. xix. p. 314. Labrador; Canada.
 † „ *mæstellus*, Wlk. xxvii. 155.
- (123) CRAMBUS TRUNCATELLUS, Zett. Europe; Canada.
 † „ *abtrusellus*, Wlk. xxvii. 158.
 † *Hyppena rufinalis*, Wlk. xxxiv. 1133.
 † *Crambus licnigiellus*, Zell.
- (124)†CRAMBUS MIXTALIS, Wlk. xxvii. 166. China.
- (125)†CRAMBUS MACULALIS, Zett. Europe.
 † „ *cacuminellus*, Zell.
- (126) CRAMBUS BIARMICUS, Tgstn. Europe.
- (127) CRAMBUS ELEGANS, Clem. Proc. A. N. S. Phil. 1860, p. 204. U.S.A.
 † „ *terminellus*, Zell. Mon. Chil. & Cramb. p. 27.
- (128)†CRAMBUS GRISETINCTELLUS, n. sp.
 ♂. Greyish white; thorax and abdomen suffused with brown. Fore wing sparsely irrorated with brown scales; the costa brown; brown specks on discocellulars and below origin of vein 2; an ill-defined diffused brown submarginal line becoming obsolescent towards inner margin; a marginal series of dark specks. Hind wing white, with a slight fuscous tinge. Underside of fore wing suffused with fuscous.
Hab. Petropolis, Brazil. *Exp.* 16 mm.
- (129)†CRAMBUS EXPANSELLUS, Zell. Hor. Ent. Ross. 1877, pl. i. f. 18. Colombia.
- (130)†CRAMBUS IMMUNELLUS, Zell. S. e. Z. 1872, p. 472, pl. 2. f. 6. Colombia; Brazil.
- (131)†CRAMBUS PUSIONELLUS, Zell. Mon. Chil. & Cramb. p. 16. Colombia; Venezuela.
- (132)†CRAMBUS SPARSELLUS, Wlk. xxxv. 1755. S. Africa.
- (133)†CRAMBUS CENESCENTELLUS, n. sp.
 ♂. Head white; base of palpi and antennæ brown; thorax

brown, the patagia white; abdomen white. Fore wing white; an æneous fascia along basal two-thirds of costa, and broader fasciæ below median nervure and on inner margin; a fascia in end of cell, then bent upwards to apex; a series of marks in the interspaces beyond lower angle of cell: a marginal line. Hind wing white, the costal area with a slight æneous tinge.

♀ with the fore wing more wholly suffused with bronze.

Hab. N'gatana, Brit. E. Africa (*Gregory*). *Exp.* 16 mm.

(134)†*CRAMBUS FAMULELLUS*, Wlk. xxxv. 1765. Ceylon;
Burma; Tonkin.

(135)†*CRAMBUS DILEUCELLUS*, n. sp.

♀. Golden brown. Fore wing with a diffused white fascia in the cell connected with a diffused triangular patch on the disk; a white mark on the disk and white mark on middle of inner area; a dentate white submarginal line bent inwards at costa; an irregular white band just inside the margin; a dark marginal line; the cilia pale and brown. Hind wing fuscous; the cilia white.

Hab. Sarawak, Borneo. *Exp.* 20 mm.

(136)†*CRAMBUS OBLITERANS*, Wlk. xxvii. 169. Borneo.
† „ *candifer*, Wlk. xxvii. 170.

(137)†*CRAMBUS PUNCTIVENELLUS*, n. sp.

♂. White; palpi fulvous at sides; thorax and abdomen irrorated with brown. Fore wing with the interspaces suffused with brown scales, leaving the base of cell and costal area whitish; a black spot at origin of vein 2; an oblique medial brown striga from costa; an indistinct submarginal brown line, double and very highly angled below the costa; a marginal black line somewhat maculate at the veins. Hind wing white.

Hab. Ceylon (*Green*); Tonkin (*Buckland*). *Exp.* 20 mm.

(138)†*CRAMBUS DUPLICELLUS*, n. sp.

Silvery white; palpi at sides, antennæ, and legs fuscous. Fore wing with the costa dark brown; a brown medial line very much excurved below costa, then inwardly oblique, interrupted and emitting a streak below vein 2 to the double postmedial line, which is bent outwards from the costa to vein 6 and then becomes submarginal, and with some brown suffusion inside it on inner area; a dark marginal line. Underside of fore wing and costa of hind wing suffused with fuscous.

Hab. Haiphong, Tonkin (*Buckland*). *Exp.* 14 mm.

(139) *CRAMBUS CHRYSONUCELLUS*, Scop. Europe.

(140) *CRAMBUS CRATERELLUS*, Scop. Europe.

(141) *CRAMBUS LUCELLUS*, H.-S. Europe; Japan.

(142) *CRAMBUS HORTUELLUS*, Hübner. Europe; Japan.

- (143) CRAMBUS MORRISONELLUS, Zell. U.S.A.
- (144) CRAMBUS DECORELLUS, Zinck. Germ. Mag. iv. p. 256. U.S.A.
- „ *polyactinellus*, Zell. Mon. Chil. & Cramb. p. 25.
- † „ *goodellianus*, Grote, Can. Ent. xii. p. 17.
- „ *bonusculalis*, Hulst. Tr. Am. Ent. Soc. xiii. p. 167.
- (145)†CRAMBUS TOPARIUS, Zell. Stett. e. Z. 1866, p. 155. U.S.A.
- (146)†CRAMBUS RURICOLELLUS, Zell. Mon. Chil. & Cramb. p. 40. U.S.A.
- (147) CRAMBUS VULGIVAGELLUS, Clem. Proc. A. N. S. Phil. 1860, p. 203. U.S.A.; Vancouver.
- † „ *chalybistrostris*, Zell. Mon. Chil. & Cramb. p. 40.
- † „ *aurifimbrialis*, Wlk. xxvii. 157.
- (148)†CRAMBUS ATTENUATUS, Grote, Can. Ent. xi. p. 18. W. States; Vancouver.
- (149) CRAMBUS CULMELLUS, Linn. Europe.
- (150) CRAMBUS DUMETELLUS, Hübn. Europe.
- (151) CRAMBUS PALUSTRELLUS, Rag. Bull. Soc. Ent. Fr. (5) vi. p. 78. Europe.
- (152) CRAMBUS PRATELLUS, Linn. Europe.
- (153)†CRAMBUS OREGONICUS, Grote, Can. Ent. xi. p. 17. U.S.A.
- (154) CRAMBUS ALIENELLUS, Zinck. Europe.
- (155)†CRAMBUS DISSECTUS, Grote, Can. Ent. xii. p. 16. U.S.A.
- (156) CRAMBUS HEMIGIELLUS, H.-S. Europe.
- (157) CRAMBUS SILVELLUS, Hübn. Europe.
- (158) CRAMBUS ERICELLUS, Hübn. Europe.
- Type. (159) CRAMBUS PASCUCELLUS, Linn. Europe.
- (160)†CRAMBUS ULIGINOSELLUS, Zell. Europe.
- (161) CRAMBUS HAMELLUS, Thnb. Europe.
- (162)†CRAMBUS NOLKENIELLUS, Zell. S. e. Z. 1872, p. 470, pl. 2. f. 4. Colombia; Bogota.
- (163) CRAMBUS CANDIELLUS, H.-S. Armenia.
- (164) CRAMBUS MALACELLUS, Dup. Palearctic, Æthiopian,
- † „ *hapaliscus*, Zell. Lep. Caffr. p. 7. Oriental, and
- † „ *concinellus*, Wlk. xxvii. 165. Australian regions.
- (165)†CRAMBUS QUINQUEAREALIS, Zell. Ex. Micr. 38, pl. i. f. 16. U.S.A.

- (166)†CRAMBUS LEUCONOTUS, Zell. Hor. Ent. Ross. xvi. p. 167,
pl. xi. f. 7. U.S.A.
- (167) CRAMBUS PRÆFECTELLUS, Zinck. Germ. Mag. iv. p. 249. U.S.A.
,, *involutellus*, Clem. Proc. A. N. S. Phil. 1860,
p. 203.
- (168) CRAMBUS LEACHELLUS, Zinck. Germ. Mag. iv. p. 114. U.S.A.
† ,, *pulchellus*, Zell. Mon. Chil. & Cramb. p. 18.
† ,, *hastiferellus*, Wlk. xxvii. 155.
- (169)†CRAMBUS SUBÆQUALIS, Zell. Hor. Ent. Ross. xiii. p. 37.
Brazil; Argentina.
- (170)†CRAMBUS ARGYROPHORUS, Butl. Ill. Het. ii. p. 61, pl. 40.
f. 5. Japan; Sikhim.
- (171)*CRAMBUS ORNATELLUS, Leech, Entom. xxii. p. 108, pl. v.
f. 2. Japan.
- (172)*CRAMBUS ARGENTARIUS, Staud. Siberia.
- (173) CRAMBUS NIVELLUS, Koll. Hüg. Kasch. iv. p. 495.
Himalayas; Nilgiris.
† ,, *todarius*, Butl. P. Z. S. 1883, p. 173.
,, *aurivittatus*, Moore, Lep. Atk. p. 226.
- (174)†CRAMBUS FLORIDUS, Zell. Beitr. i. 91. U.S.A.
- (175) CRAMBUS CARPENTERELLUS, Pack. Hayden's U.S. Survey,
1873, p. 548. Western States.
† ,, *occidentalis*, Grote, Can. Ent. xii. p. 16.
- (176) CRAMBUS SATRAPELLUS, Zinck. Germ. Mg. iv. p. 247. U.S.A.
† ,, *aculiellus*, Wlk. xxvii. 158.
† ,, *elegantellus*, Wlk. xxvii. 179.
- (177)†CRAMBUS BIDENS, Zell. Beitr. i. 89. U.S.A.
- (178) CRAMBUS AGITATELLUS, Clem. Proc. A. N. S. Phil. 1860,
p. 203. U.S.A.
,, *alboclavellus*, Zell. Mon. Chil. & Cramb. p. 19.
- (179)†CRAMBUS SALTUELLUS, Zell. Mon. Chil. & Cramb. p. 22.
U.S.A.
- (180) CRAMBUS LAQUEATELLUS, Clem. Proc. A. N. S. Phil. 1860,
p. 203. U.S.A.
† ,, *semifusellus*, Wlk. xxvii. 159.
- (181)†CRAMBUS YOKOHAMÆ, Butl. A. M. N. H. (5) iv. p. 456.
Amur; Jpan.
,, *splendidellus*, Christ. Bull. Mosc. lvi. p. 43.
- (182) CRAMBUS ALBELLUS, Clem. P. A. N. S. Phil. 1860, p. 204.
U.S.A.

- (183)†CRAMBUS BIPUNCTELLUS, Zell. Mon. Chil. & Cramb. p. 23.
U.S.A.

†*Arequipa turbatella*, Wlk. xxvii. 196.

- (184) CRAMBUS PORCELLANELLUS, Motsch. Et. Ent. ix. p. 38.
Japan.

† „ *vigens*, Butl. A. M. N. H. (5) iv. p. 456.
„ *fucatellus*, Christ. Bull. Mosc. lvi. p. 45.

- (185)*CRAMBUS MANDSCHURICUS, Christ. Bull. Mosc. lvi. p. 44.
Amur.

- (186)*CRAMBUS DISTINCTELLUS, Leech, Entom. xxii. p. 107, pl. v.
f. 1. Japan.

- (187)*CRAMBUS PURELLUS, Leech, Entom. xxii. p. 107, pl. v.
f. 10. Japan.

- (188) CRAMBUS LATELLUS, Snell. Trans. Ent. Soc. 1890, p. 644.
Japan; Himalayas; Assam.

- (189)†CRAMBUS MELANOSTICTA, n. sp.

Differs from *latellus* in the palpi being white at tips. Fore wing with two oblique medial costal brown strigæ continued as a single medial line angled below costa, and with a black spot on it at vein 2; the submarginal line brown, further from the margin, double from the costa to its angle at vein 6 and incurved at vein 2; no orange on marginal area; a slight brown marginal line; the cilia silvery.

Hab. Nágas (*Doherty*); Ceylon (*Green*). *Exp.* 16–20 mm.

- (190)*CRAMBUS NIGRIPUNCTELLUS, Leech, Entom. xxii. p. 107,
pl. v. f. 10. Corea.

- (191)†CRAMBUS CHRYSOPERELLUS, Hmps. A. M. N. H. (6) xvi.
p. 349. Grenada; St. Vincent.

- (192) CRAMBUS OCULALIS, Snell. Tijd. Ent. xxxvi. p. 64, pl. 3. f. 6.
Ceylon, Java.

- (193)†CRAMBUS ARGENTICILIA, n. sp.

♂. Pure silvery white; palpi tinged with fulvous at base. Fore wing with five pale fuscous, slightly sinuous, erect, medial lines; a similar submarginal line slightly excurved between veins 6 and 3; a black marginal line; cilia silvery.

Hab. Bhután (*Dudgeon*); Ceylon (*Green*). *Exp.* 16 mm.

- (194)†CRAMBUS AURICINCTALIS, Wlk. xxvii. 183. W. Africa.

- (195)†CRAMBUS FLAVIPEDELLUS, Zell. Lep. Caffr. p. 73. S. Africa.

- (196)†CRAMBUS AURIFIMBRIELLUS, n. sp.

♂. Silvery white; palpi fulvous at sides; legs pale fulvous. Fore wing with a blackish postmedial speck in interno-median interspace, with a slight ridge of white scales from it becoming

golden near the margin; a series of black striæ on the margin; the cilia pale fuscous. Underside of fore wing slightly suffused with fuscous.

Hab. Haiphong, Tonkin (*Buckland*). *Exp.* 18 mm.

(197) CRAMBUS GIRARDELLUS, Clem. P. A. N. S. Phil. 1860, p. 204. U.S.A.

† „ *niveihumellus*, Wlk. xxvii. 159.

(198) CRAMBUS NIGROCILIELLUS, Zell. Mon. Bombay; Siberia; Chil. & Cramb. p. 52. China; Japan;

† „ *inclaralis*, Wlk. xxvii. 166. N.W. Himalayas.

† „ *brachypterellus*, Wlk. xxxv. 1757.

„ *immaturellus*, Christ. Bull. Mosc. lvi. p. 48.

(199) CRAMBUS NIGRICOSTA, Hmpsn. Ill. Het. viii. p. 143, pl. 156. f. 22. Nilgiris.

(200) CRAMBUS INORNATELLUS, Clem. Proc. Ent. Soc. Phil. ii. 418. U.S.A.

† „ *sericinellus*, Zell. Mon. Chil. & Cramb. p. 49.

† „ *innotatellus*, Wlk. xxvii. 156.

(201)†CRAMBUS IMPURELLUS, n. sp.

♂. White, with a slight yellowish tinge and fuscous suffusion; underside of fore wing and the costal area of hind wing suffused with fuscous.

Hab. Gulmurg, Afghanistan (*Fortescue*). *Exp.* 24 mm.

*b*². Palpi hardly reaching beyond the frons, which is produced and conical.

(202)†CRAMBUS SERICINA, Zell. Exot. Mier. p. 70. Colombia.

*b*¹. Fore wing with veins 4, 5 on a long stalk.

(203)†CRAMBUS DISTICTELLUS, n. sp.

Pale brown. Fore wing with the veins slightly delineated by fuscous lines; a black discocellular spot, with another spot below it on vein 2; a black speck at outer angle; two fine brown lines just inside the margin, and a blackish marginal line. Hind wing yellowish white, the apical area slightly suffused with brown, especially in male.

Hab. Brazil (*Schaus*). *Exp.* ♂ 24, ♀ 32 mm.

b. Fore wing with vein 11 anastomosing with 12; hind wing with veins 4, 5 stalked.

(204)†CRAMBUS SIMPLEX, Butl. P. Z. S. 1877, p. 400, pl. 43. f. 12. New Zealand.

(205)†CRAMBUS OCHRISTRIGELLUS, n. sp.

Ochreous. Fore wing with the interspaces irrorated with fuscous scales, forming obscure streaks from base to beyond

middle, and obscure postmedial and submarginal series of short streaks; two dark specks on the margin below middle; veins 4, 5 often stalked. Hind wing ochreous white.

Hab. Lahore (*Harford*); Ceylon (*Pole*). *Exp.* 14–22 mm.

(206)†*CRAMBUS DELINEATELLUS*, n. sp.

♂. Ochreous white; palpi at sides and patagia brown. Fore wing ochreous white; the veins pure white, with fine brown lines on each side of them; fine brown streaks in cell and interspaces below it; a black discocellular spot, a spot below origin of vein 2, and a spot at outer angle; two fine brown lines just inside the margin, and a series of black specks on the margin. Hind wing white.

Hab. Castro Paraña, Brazil (*Jones*). *Exp.* 22 mm.

B. Fore wing with vein 7 given off nearer the apex than 9.

(207)†*CRAMBUS MULTIRADIELLUS*, n. sp.

Head and thorax black-brown; palpi below, the sides of frons, antennæ, and metathorax white; abdomen greyish. Fore wing black-brown; a white fascia from base bifurcating at middle of cell, again dividing into three branches towards costa and three beyond lower angle of cell; a broad white fascia on inner area irrorated with black; a double fulvous line from costa beyond middle, oblique to below apex, then submarginal; a marginal series of black spots; the cilia silvery. Hind wing pure white.

Hab. São Paulo; Castro Paraña, Brazil (*Jones*). *Exp.* 26 mm.

(208)†*CRAMBUS ARGENTILINEELLUS*, n. sp.

Head and thorax pale rufous; the patagia tinged with purple; abdomen pale, in some specimens with paired dark lateral patches. Fore wing pale ochreous brown, with broad whitish costal fascia with purple-brown stripe below it; a purple-brown streak below median nervure; pale streaks on the veins beyond the cell; the marginal area orange, with curved silvery submarginal line; a marginal series of black specks; the cilia silvery. Hind wing white with pale fuscous suffusion, chiefly on apical area.

Hab. São Paulo; Castro Paraña, Brazil (*Jones*). *Exp.* 28–32 mm.

List of undetermined Species.

- | | |
|---|-----------|
| <i>Crambus argillaceus</i> , Pack. Pr. Bost. Soc. N. H. xi. 54. | Labrador. |
| „ <i>colchicellus</i> , Led. | Armenia. |
| „ <i>lævigatellus</i> , Led. | Armenia. |
| „ <i>inconspicuellus</i> , Snell. Tijds. Ent. (2) vii. p. 102, pl. 8. f. 5. | Guinea. |
| <i>Calamotropha robustella</i> , Snell. Tijds. Ent. (2) vii. p. 100, pl. 8. | |
| ff. 2, 3. | Guinea. |
| „ <i>abjectella</i> , Snell. Tijds. Ent. (2) vii. p. 101, pl. 8. f. 4. | Guinea. |

- Crambus heliocaustus*, Wallengr. Cefv. Ak. Förh. xxii. 1, p. 126. S. Africa.
- „ *recalvus*, Wallengr. Cefv. Ak. Förh. xxii. 1, p. 126. S. Africa.
- „ *stilatus*, Zell. Hor. Ent. Ross. xiii. p. 38, pl. i. f. 15. Argentina.
- „ *humidellus*, Zell. Hor. Ent. Ross. xiii. p. 42. Japan.
- „ *atrosignatus*, Zell. Hor. Ent. Ross. xiii. p. 43, pl. i. f. 17. Japan.
- „ *caucasicus*, Alph. Troudy. Ent. Ross. x. p. 27. Caucasus.
- „ *leuconotus*, Zell. Hor. Ent. Ross. xvi. p. 167, pl. xi. f. 7. Colombia.
- „ *cethonellus*, Meyr. N. Z. Jn. Sci. i. p. 187. New Zealand.
- „ *callirrhous*, Meyr. N. Z. Jn. Sci. i. p. 187. New Zealand.
- „ *siriellus*, Meyr. N. Z. Jn. Sci. i. p. 187. New Zealand.
- „ *dimidiatellus*, Grote, Tr. Kansas Ac. viii. p. 57. U.S.A.
- „ *graphellus*, Cons. Ann. Soc. Fr. (6) iv. p. 207, pl. ix. f. 5. Gulf of Juan.
- „ *ephorus*, Meyr. Trans. N. Z. Inst. xvii. p. 135. New Zealand.
- „ *diplorrhous*, Meyr. Trans. N. Z. Inst. xvii. p. 136. New Zealand.
- „ *paraxenus*, Meyr. Trans. N. Z. Inst. xvii. p. 137. New Zealand.
- „ *sophronellus*, Meyr. Trans. N. Z. Inst. xvii. p. 138. New Zealand.
- „ *oncolobus*, Meyr. Trans. N. Z. Inst. xvii. p. 138. New Zealand.
- „ *zeellus*, Fernald, Can. Ent. xvii. p. 55 = *refotalis*, Hulst. U.S.A.
Tr. Am. Ent. Soc. xiii. p. 166.
- „ *hulstellus*, Fernald, Can. Ent. xvii. p. 56. U.S.A.
- „ *biradiellus*, Mab. Bull. Soc. Philom. (7) ix. p. 70. Magellan.
- „ *concolorellus*, Christ. Rom. Mem. ii. p. 149, pl. viii. f. 15. Transcaucasia.
- „ *terrestellus*, Christ. Rom. Mem. ii. p. 151, pl. viii. f. 2. Transcaucasia.
- „ *extorralis*, Hulst, Tr. Am. Ent. Soc. xiii. p. 165. U.S.A.
- „ *trichusalis*, Hulst, Tr. Am. Ent. Soc. xiii. p. 165. U.S.A.
- „ *cypriidalis*, Hulst, Tr. Am. Ent. Soc. xiii. p. 165. U.S.A.
- „ *delectalis*, Hulst, Tr. Am. Ent. Soc. xiii. p. 165. U.S.A.
- „ *offectalis*, Hulst, Tr. Am. Ent. Soc. xiii. p. 166. U.S.A.
- „ *cuneolalis*, Hulst, Tr. Am. Ent. Soc. xiii. p. 166. U.S.A.
- „ *biothanatalis*, Hulst, Tr. Am. Ent. Soc. xiii. p. 166. U.S.A.
- „ *gausapalis*, Hulst, Tr. Am. Ent. Soc. xiii. p. 167. U.S.A.
- „ *comptulatalis*, Hulst, Tr. Am. Ent. Soc. xiii. p. 167. U.S.A.
- „ *cyrenaicellus*, Rag. Bull. Soc. Ent. Fr. (6) vii. p. 138. Tunis.
- „ *profluxellus*, Rom. Mem. iii. p. 45, pl. ii. f. 13. Transcaucasus.
- „ *bolterellus*, Fern. Ent. Am. iii. p. 37. Texas.

- Crambus multilinellus*, Fern. Ent. Am. iii. p. 37. Florida.
 „ *behrensellus*, Fern. Ent. Am. iii. p. 37. California.
 „ *divisellus*, Johannis, Ann. Soc. Ent. Fr. (6) viii. p. 273, pl. vi. f. 4. Beyrout.
 „ *vallicolellus*, Casto, Atti Ac. Napoli, (2) i. no. 9, p. 60. Sardinia.
 „ *argentistrigellus*, Rag. Ann. Soc. Ent. Fr. (6) viii. p. 279, pl. vi. f. 9. Algeria.
 „ *isochytus*, Meyr. Tr. N. Z. Inst. xx. p. 68. New Zealand.
 „ *detomatellus*, Möschl. Abh. Senck. Ges. xvi. p. 322. Porto Rico.
 „ *descludellus*, Möschl. Abh. Senck. Ges. xvi. p. 323. Porto Rico.
 „ *gestatellus*, Möschl. Abh. Senck. Ges. xvi. p. 323. Porto Rico.
 „ *psychellus*, Maassen in Stübel's Reise, p. 171, pl. ix. f. 24. Equador.
 „ *angustatellus*, Maassen in Stübel's Reise, p. 171, pl. ix. f. 28. Bolivia.
Propexus magnificus, Fern. Can. Ent. xxiii. p. 30. Texas.
Crambus biformellus, Rebel. Stett. e. Z. liv. p. 37. Transcaucasia.
 „ *ciliciellus*, Rebel. Stett. e. Z. liv. p. 39. Armenia.
 „ *albilinellus*, Fern. Can. Ent. xxv. p. 94. California.
 „ *coloradellus*, Fern. Can. Ent. xxv. p. 95. Colorado.
Calamotropha argenteociliella, Pag. Jahrb. Hamb. Anst. x. p. 286. E. Africa.
 „ *fuscicostella*, Snell. Tijd. Ent. xxiii. p. 247. Celebes.
Crambus orientellus, H.-S. Europe.
 „ *kindermanni*, Zell. Mon. Chil. & Cramb. p. 37. Siberia.
 „ *italellus*, Cast. Europe.
 „ *siculellus*, Dup. Europe.
 „ *œniociliellus*, Ev. Europe.
 „ *monotœniellus*, H.-S. Europe.
 „ *vectifer*, Zell. Europe.
 „ *delicatellus*, Zell. Europe.
 „ *staudingeri*, Zell. Europe.
 „ *permutatellus*, H.-S. Europe.
 „ *nemorellus*, Hübn. Europe.

Genus DIPTYCHOPHORA.

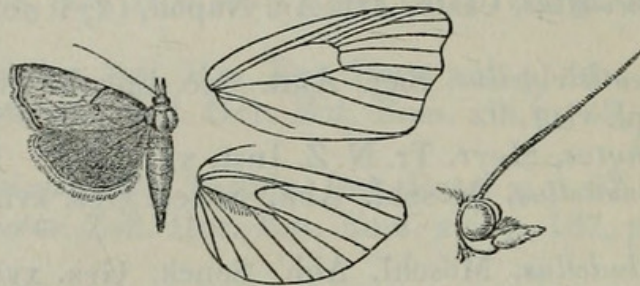
Diptychophora, Zell. Stett. ent. Zeit. 1866, p. 153.

Ditomoptera, Hmps. Ill. Het. ix. p. 179 (1893).

Palpi porrect, clothed with long hair and extending about the length of head; maxillary palpi triangularly scaled; proboscis well-developed; frons rounded; antennæ of male somewhat thickened and flattened; tibiæ with the spurs long and equal. Fore wing with the outer margin deeply excised below apex and slightly at vein 5; vein 3 from near angle of cell; 4, 5 from angle; 7 straight and well separated from 8, 9; 10 free; 11 free or

becoming coincident with 12. Hind wing with veins 3, 4 from angle of cell, rarely absent; 5 from well above angle; 6, 7 from upper angle.

Fig. 29.



Diptychophora lepidella, ♂. $\frac{3}{2}$.

SECT I. Hind wing with vein 3 present in both sexes.

- (1)†DIPTYCHOPHORA LEPIDELLA, Wlk. xxxv. 1761. New Zealand.
Crambus gracilis, Feld. Reis. Nov. pl. 127. f. 26.
- (2)*DIPTYCHOPHORA INTERRUPTA, Feld. Reis. Nov. pl. 135. f. 15.
„ *atrosema*, Meyr. N. Z. Journ. Sci. i. 186.
New Zealand.
- (3)*DIPTYCHOPHORA HOLANTHOS, Meyr. Tr. N. Z. Inst. xvii. 131.
New Zealand.
- (4)†DIPTYCHOPHORA AURISCRIPTELLA, Wlk. xxx. 976.
New Zealand.
- (5)†DIPTYCHOPHORA METALLIFERA, Butl. P. Z. S. 1877, p. 401,
pl. 43. f. 11. New Zealand.
- (6)†DIPTYCHOPHORA BIPUNCTELLA, Wlk. xxxv. 1761. New Zealand.
- (7) DIPTYCHOPHORA PYRSOPHANES, Meyr. N. Zeal. Journ. Sci. i.
p. 186. New Zealand.
- (8)*DIPTYCHOPHORA CHRYSOCLYTA, Meyr. Trans. N. Z. Inst. 1882,
p. 12. New Zealand.
- (9) DIPTYCHOPHORA SELENÆA, Meyr. Tr. N. Z. Inst. xvii. 131.
New Zealand.
- (10) DIPTYCHOPHORA ELAINA, Meyr. N. Z. Journ. Sci. i. 187.
New Zealand.
- (11)*DIPTYCHOPHORA EPIPHÆA, Meyr. Tr. N. Z. Inst. xvii. 132.
New Zealand.
- (12) DIPTYCHOPHORA ADSPERSELLA, Snell. Tijds. v. Ent. xxxvi.
p. 61, pl. 3. f. 4. N.W. Himalayas; Ceylon.
- (13) DIPTYCHOPHORA TRIPUNCTATA, Moore, Lep. Atk. p. 226.
Sikhim.
- (14)†DIPTYCHOPHORA MINUTELLA, Hmps. Ill. Het. ix. p. 179,
pl. 174. f. 31. Sikhim; Ceylon.

(15)†DIPTYCHOPHORA GRISEOLALIS, n. sp.

♀. Whitish, thickly irrorated with brown. Fore wing with the costa pale fulvous at middle; an antemedial white line with dark line on its outer edge and angled below costa; a slight yellowish discocellular spot; a postmedial line highly excurved below costa, then oblique, crenulate, and with white spots on its outer edge to inner margin; the apical area yellow with a white fascia; a dark line through the cilia.

Hab. Jubbulpore, Bengal. *Exp.* 14 mm.

(16)†DIPTYCHOPHORA PARVALIS, Wlk. xxxiv. 1316. Brazil.

(17)*DIPTYCHOPHORA AZANALIS, Wlk. xix. 967. Brazil.

Type. (18)*DIPTYCHOPHORA KUHLWEINII, Zell. Stett. ent. Zeit. 1866, p. 154, pl. i. f. 13. Brazil.

SECT. II. Hind wing with vein 3 present in ♂, absent in ♀.

(19)†DIPTYCHOPHORA OCHRACEALIS, Wlk. xxxv. 1338. Australia.

„ *præmaturella*, Meyr. P. L. Soc. N. S. W. 1878, p. 198.

SECT. III. Hind wing with vein 3 absent in both sexes.

(20) DIPTYCHOPHORA DILATELLA, Meyr. P. L. Soc. N. S. W. 1878, p. 199. Australia.

List of undetermined Species.

Diptychophora straminiella, Zell. Hor. Ent. Ross. xiii. 32, pl. i. f. 12. New Friburg.

„ *octavianella*, Zell. Hor. Ent. Ross. xiii. 33, pl. i. f. 13. Chiriqui.

„ *leucoxantha*, Meyr. N. Z. Journ. Sci. i. p. 186. New Zealand.

„ *heliotypa*, Meyr. N. Z. Journ. Sci. i. p. 187. New Zealand.

„ *harmonica*, Meyr. Tr. N. Z. Inst. xx. p. 71. New Zealand.

„ *exsectella*, Christ, Bull. Mosc. lvi. p. 41. Amur.

Genus PLATYTES.

Platytes, Guen. Ind. Meth. p. 86 (1845).

Argyria, Hübn. Verz. p. 372 (? 1818), non descr.

Catharylla, Zell. Mon. Chil. & Cramb. p. 50 (1863).

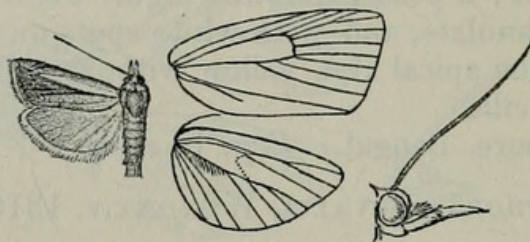
Urola, Wlk. xxvii. 181 (1863).

Ptychopseustis, Meyr. Trans. Ent. Soc. 1889, p. 521.

Palpi porrect, downcurved at extremity, reaching well beyond the frons and clothed with hair; maxillary palpi triangularly scaled; proboscis well developed; frons rounded; antennæ of male thickened and flattened. Fore wing with vein 3 from before

angle of cell ; 4, 5 from angle ; 6 from well below upper angle ; 7 from angle ; 8, 9 stalked ; 10 and 11 free and oblique. Hind wing with vein 3 from before angle of cell ; 4, 5 from angle ; 6, 7 from upper angle.

Fig. 30.

*Platytes niveifascialis*, ♂. $\frac{1}{2}$.

SECT. I. (*Argyria*). Palpi extending about $1\frac{1}{2}$ times length of head.

- (1) PLATYTES NIVALIS, Drury, ii. pl. xiv. f. 4. U.S.A. ; Honduras.
Geometra argentata, Emmons, Nat. Hist. New York, v. pl. 40. f. 2.
 †*Catharylla nummulalis*, Zell. Mon. Chil. & Cramb. p. 51.
 †*Urola microchrysella*, Wlk. xxvii. 181.
- (2) PLATYTES NUMMULALIS, Hübn. Exot. ff. 185, 186. U.S.A.
 †*Catharylla fuscipes*, Zell. Mon. Chil. & Cramb. p. 51.
 †*Urola subaenescens*, Wlk. xxvii. 182.
- (3) †PLATYTES TENELLA, Zell. Mon. Chil. & Cramb. p. 50. Brazil.
- (4) †PLATYTES LUCIDELLA, Zell. Mon. Chil. & Cramb. p. 52. Brazil.
- (5) †PLATYTES RUFISIGNELLA, Zell. Grote's Check List, p. 56. U.S.A.
- (6) †PLATYTES OPPOSITA, Zell. Hor. Ent. Ross. xiii. p. 64. Centr. & S. America.
Argyria insons, Feld. Reis. Nov. pl. 137. f. 21.
- (7) PLATYTES PUSILLALIS, Hübn. Zutr. 167, 168. U.S.A. ; W.
Zebronia abronalis, Wlk. xix. 967. Indies ; Centr. & S. America.
 †*Catharylla lusella*, Zell. Mon. Chil. & Cramb. p. 51.
 †*Argyria vestalis*, Butl. P. Z. S. 1878, p. 494.
- (8) †PLATYTES PUSTULELLA, Wlk. xxxv. 1764. Venezuela.
- (9) †PLATYTES DIVISELLA, Wlk. xxxv. 1765. Centr. & S. America.
 †*Argyria pontiella*, Zell. Hor. Ent. Ross. xiii. p. 61, pl. i. f. 24.
- (10) †PLATYTES CROCEIVITELLA, Wlk. xxvii. 182. Brazil.
- (11) †PLATYTES SIMPLEX, Zell. Hor. Ent. Ross. xiii. p. 70. Centr. America.
- (12) PLATYTES FURVICORNIS, Zell. Hor. Ent. Ross. xiii. p. 68. Brazil.

SECT. II. (*Platytes*). Palpi extending more than twice the length of head.

A. Fore wing with the apex slightly produced.

a. Fore wing with the outer margin not indented.

(13)†*PLATYTES CROCEICINCTELLA*, Wlk. xxvii. 182. Venezuela.

(14) *PLATYTES AURATELLA*, Clem. Proc. A. N. S. Phil. 1860, p. 204.

†*Urola pulchella*, Wlk. xxvii. 183. U.S.A.

(15)†*PLATYTES INTERRUPTELLA*, Wlk. xxxv. 1763.

Japan ; China ; Penang.

†*Argyria inficitella*, Wlk. xxxv. 1764.

„ *obliquella*, Zell. Hor. Ent. Ross. xiii. p. 68, pl. i. f. 22.

† „ *candida*, Butl. Trans. Ent. Soc. 1881, p. 590.

(16)†*PLATYTES MARGINEPUNCTALIS*, n. sp.

Pure white ; palpi rufous at sides ; collar with two rufous lines. Fore wing with slight rufous streaks from base along costa, median nervure, and vein 1 ; a medial rufous line very highly angled below costa, and with a black discocellular spot on it ; a double submarginal rufous line highly angled on vein 6, its outer portion indistinct and minutely crenulate near the angle ; a marginal series of black specks ; the cilia silvery at base, the tips fuscous. Hind wing pure white. Underside of fore wing suffused with fuscous.

Hab. Dharmasála, Punjab (*Hocking*). *Exp.* 18 mm.

(17)†*PLATYTES PARALELLUS*, Zell. Stett. e. Z. 1867, p. 389, pl. 2. f. 1. Sikkim ; Khásis.

(18)†*PLATYTES NIVEIFASCIALIS*, n. sp.

♂. Head white ; palpi brown at sides ; thorax white and brown ; abdomen ochreous white. Fore wing pale ochreous brown, with silvery-white fascia from base through the cell, terminating in a point beyond the cell and edged by brown lines ; some dark brown scales on inner area ; a brown line from costa beyond middle, double to vein 6, where it is highly angled near the margin, then inwardly oblique, sinuous and obsolescent ; a fuscous triangular shade on outer area meeting the apex of the silvery fascia ; a fine dark crenulate marginal line. Hind wing ochreous white, slightly tinged with fuscous on marginal area.

Hab. Nilgiris, S. India (*Hampson*). *Exp.* 22 mm.

(19)†*PLATYTES INTERSTRIATELLUS*, n. sp.

♂. White ; palpi rufous at sides ; the thorax marked with rufous ; abdomen brownish. Fore wing with the interspaces suffused with rufous ; the veins white ; a blackish patch below base of cell and a streak on base of inner margin ; an ill-defined very oblique white band from lower angle of cell to inner margin, with blackish

patches beyond discocellulars and below cell; an oblique submarginal white line from vein 3 to inner margin; a series of blackish submarginal marks. Hind wing whitish.

Hab. Dharmsála, Punjab (*Hocking*). *Exp.* 24 mm.

(20)†*PLATYTES STRIGULALIS*, n. sp.

♂. White; palpi fuscous at sides; abdomen with the two basal segments yellow above. Fore wing with oblique yellow-brown strigæ from costa; slight brown streaks below costa and in cell; the inner area irrorated with a few brown scales and with traces of a medial oblique line; a dark discocellular speck; the outer area prominently streaked with yellow-brown; an indistinct waved submarginal line bent inwards to costa and inner margin; a marginal series of black specks. Hind wing white.

Hab. Murree; Mean Meer, Punjab (*Harford*); Nágas, Assam (*Doherty*); Ceylon (*Green*). *Exp.* 20 mm.

(21)†*PLATYTES ALBIPENNELLA*, n. sp.

♂. Cretaceous white; palpi brownish at sides; abdomen with the two basal segments ochreous above. Fore wing with traces of pale fulvous streaks in the interspaces and of a pale fulvous spot at lower angle of cell; a marginal series of dark specks; cilia with three brown lines through them. Hind wing pure white.

Hab. Murree, Punjab (*Harford*). *Exp.* 18 mm.

(22) *PLATYTES SQUAMULELLA*, Zell. Hor. Ent. Ross. 1881, p. 158,
pl. xi. f. 3. U.S.A.

(23) *PLATYTES DENSELLA*, Zell. Hor. Ent. Ross. 1881, p. 158,
pl. xi. f. 2. U.S.A.

(24) *PLATYTES INTERLINEATA*, Zell. Hor. Ent. Ross. 1881, p. 156,
pl. xi. f. 1. Colombia.

(25) *PLATYTES PULVERULENTILLA*, Zell. S. e. Z. 1870, p. 473, f. 7.
Bogotá.

(26) *PLATYTES PALLIDELLA*, Dup. Europe.

(27)†*PLATYTES POLYACTINELLA*, n. sp.

Pure white; palpi brown at sides; fore legs brown. Fore wing with very broad brown fascia from base through the cell to outer margin below apex, streaks along medial nervure, the veins beyond the cell, in interno-median interspace and on vein 1; a series of black marginal specks; cilia with brown bases and tips. Hind wing white.

Hab. Castro Paraña, Brazil (*Jones*). *Exp.* 26 mm.

(28)†*PLATYTES SAGITELLA*, n. sp.

♂. Head, thorax, and abdomen golden bronze; the patagia and abdomen marked with white. Fore wing golden bronze; a white

fascia on costal area not reaching the apex; a white fascia from base below cell to middle of wing, with black on its upper edge, continued as a white streak on vein 1, and emitting an angled white mark to middle of inner margin; a black-edged oblique white band from below apex, sending a sagittate white mark to lower angle of cell, then angled outwards to outer angle; a white marginal band and black marginal line; the cilia white, olive at base. Hind wing pure white, with fine black marginal line.

Hab. São Paulo; Castro Paraña, Brazil (*Jones*). *Exp.* 26 mm.

(29)†*PLATYTES ENDOCHALYBELLA*, n. sp.

♂. Head and collar brown; thorax and abdomen golden bronze. Fore wing dark vinous brown; the inner area golden bronze, with two small brown and white lunules at middle; a pale white-edged somewhat triangular mark beyond lower angle of cell; a white marginal band with dentate inner edge not reaching inner margin. Hind wing pale; the apical area tinged with fuscous; traces of a waved fuscous submarginal line.

Hab. Castro Paraña, Brazil (*Jones*). *Exp.* 26 mm.

(30)†*PLATYTES PENTADACTYLUS*, Zell. Mon. Chil. & Cramb. p. 38.

New Zealand; Tasmania.

†*Aquila claviferella*, Wlk. xxxv. 1765.

†*Aphomia strigosa*, Butl. P. Z. S. 1887, p. 398, pl. 43. f. 10.

(31)†*PLATYTES ICTERICALIS*, Swinh. P. Z. S. 1885, p. 876, pl. 57.
f. 16. Poona.

(32)†*PLATYTES FUSCIVENALIS*, n. sp.

Ochreous. Fore wings with the veins streaked with brown; an obsolescent, bisinuate, very oblique leaden-coloured antemedial line; two leaden-coloured discocellular specks; a postmedial leaden-coloured line, very oblique, from costa to vein 6, then waved and obsolescent; a marginal series of dark specks. Hind wing pale ochreous, with dark marginal specks from apex to vein 3.

Hab. Ceylon (*Pole*). *Exp.* 18 mm.

(33)†*PLATYTES PLUMBEOLINEALIS*, n. sp.

Differs from *fuscivenalis* in being uniform ochreous irrorated with fuscous. Fore wing with the ante- and postmedial lines prominently silvery, oblique from costa to above middle, then waved and nearly erect to inner margin. Hind wing with traces of submarginal line.

Some specimens have the fore wing strongly suffused with leaden grey before the antemedial and beyond the postmedial lines.

Hab. Punjab; Ceylon (*Pole*). *Exp.* 18 mm.

Type. (34) *PLATYTES CERUSELLA*, Schiff.

Europe.

b. Fore wing with the outer margin slightly indented at vein 6.

(35)†*PLATYTES ARGENTISPARSALIS*, n. sp.

♀. Differs from *plumbeolinealis* in being more fuscous and prominently irrorated with black scales. Fore wing with brilliant silver line from base of costa to median nervure, near angle of cell, then erect to inner margin, with a black spot inside it below the cell; a curved silver fascia on subcostal nervure at end of cell, and a spot at lower angle; the silvery submarginal line more excurved below costa and nearer the margin; the marginal specks more prominent and on a grey band.

Hab. Ceylon (*Pole*). *Exp.* 18 mm.

(36)†*PLATYTES KADENII*, Zell. Mon. Chil. & Cramb. p. 16.

Venezuela.

B. Fore wing with the apex produced to a long point.

(37)†*PLATYTES CARACTELLA*, Zell.

Europe.

(38) *PLATYTES ALPINELLA*, Hübn.

Europe.

List of undetermined Species.

Catharyla interrupta, Zell. Stett. ent. Zeit. 1866, p. 156, pl. i. f. 15.

Venezuela.

„ *contiguella*, Zell. Verh. z.-b. Wien, xxxii. p. 540. Texas.

„ *rufesignella*, Zell. Verh. z.-b. Wien, xxii. p. 540. Texas.

Argyria subtilis, Feld. Reis. Nov. pl. 137. f. 22.

Bogotá.

„ *mesodonta*, Zell. Hor. Ent. Ross. xiii. p. 62. Chanchamayo.

„ *sordipes*, Zell. Hor. Ent. Ross. xiii. p. 67. Buenos Ayres.

„ *pentaspila*, Zell. Hor. Ent. Ross. xiii. p. 70. New Friburg.

„ *bifasciella*, Snell. Tijd. v. Ent. xxxvi. p. 63, pl. 3. f. 5.

Celebes.

Tortrix norwichiana, Hübn. Eur. Schmett. Tort. f. 252. ? America.

Platytes lugdunella, Snell.

Europe.

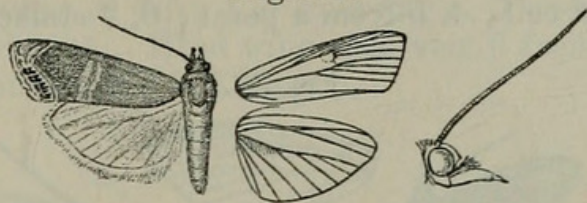
Genus *EROMENE*.

Eromene, Hübn. Verz. p. 366 (? 1818).

Euchromius, Guen. Ind. Meth. p. 86 (1845), preocc.

Proboscis well developed; palpi porrect, extending about twice the length of head, and thickly scaled; maxillary palpi triangularly scaled; frons produced to a conical process; antennæ of male thickened and flattened; tibiæ with the outer spurs about two thirds length of inner. Fore wing with the apex usually rounded; vein 3 from before angle of cell; 4, 5 well separated at origin; 7 well separated from 8, 9; 10 free; 11 oblique and not approximated to 12; male with a shallow fovea in cell. Hind wing with vein 3 from before angle of cell; 4, 5 from angle; 6, 7 from upper angle.

Fig. 31.

*Eromene ocella*, ♂. $\frac{3}{2}$.

- (1)†*EROMENE EXPANSA*, Butl. Trans. Ent. Soc. 1881, p. 590. Japan.
Type. (2) *EROMENE BELLA*, Hübn. Europe.
 (3)†*EROMENE ANAPIELLA*, Zell. Sicily.
 (4)†*EROMENE WOCHIELLA*, Zell. Europe.
 (5) *EROMENE RAMBURIELLA*, Dup. Sicily ; Syria.
 „ *vinculella*, Zell.
 (6)†*EROMENE SUPERBELLA*, Zell. Europe ; Syria ; Punjab.
 (7)**EROMENE CAMBRIDGEI*, Zell. Trans. Ent. Soc. (3) v. p. 463.
 Egypt.
 (8) *EROMENE OCELLEA*, Haw. Europe ; Algeria ; Aden ;
 Persia ; Punjab ; Bombay.
 (9) *EROMENE CALIFORNICALIS*, Pack. Ann. Lyc. N. York, x. p. 264.
 California ; Sandwich Isls.
 (10) *EROMENE TEXANA*, Rob. Ann. Lyc. Nat. Hist. ix. p. 155, pl. i.
 f. 5. U.S.A.
 (11)**EROMENE CHIRIQUITENSIS*, Zell. Hor. Ent. Ross. 1877, p. 70,
 pl. i. f. 25.

List of undetermined Species.

- Eromene lata*, Staud. Greece.
 „ *jaxartella*, Ersch, Lep. Turk. p. 82. Turkestan.
 „ *pulverosa*, Rom. Mém. iii. p. 47, pl. ii. f. 14.
 Transcaucasia.

Genus *CANUZA*.

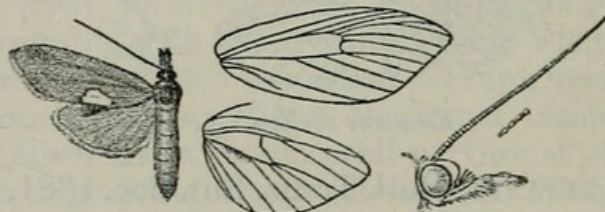
Canuza, Wlk. xxxv. 1771 (1866).

Erotomanes, Meyr. P. Linn. Soc. N. S. W. vii. p. 152 (1882).

Proboscis well developed ; palpi extending about twice the length of head and thickly clothed with long hair ; maxillary palpi triangularly scaled ; frons with a conical prominence ; antennæ somewhat annulate ; tibiæ with the spurs long ; abdomen with the claspers large. Fore wing with the costa arched towards apex, which is somewhat rounded ; vein 3 from before angle of cell ; 4, 5 well separated at origin ; 7 from upper angle ; 10, 11 free and oblique. Hind wing with the median nervure slightly

pectinated; veins 1 *b* and *c* more strongly pectinate; vein 3 from before angle of cell; 4, 5 from a point; 6, 7 stalked.

Fig. 32.

*Canuza euspilella*, ♂. $\frac{3}{2}$.

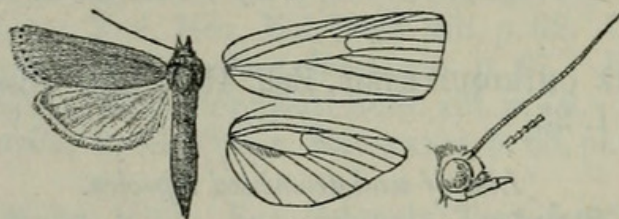
Type. (1)†CANUZA EUSPILELLA, Wlk. xxxv. 1771. Australia.

Anerastia mirabilella, Meyr. Proc. Linn. Soc. N. S. W. 1878, p. 213.

Genus STENOCHILO, nov.

Palpi porrect, extending about one and a half times length of head, and smoothly scaled; maxillary palpi dilated with scales at extremity; proboscis absent; frons with a conical prominence; antennæ of female somewhat annulate; tibiæ with the outer spurs about two thirds length of inner. Fore wing long and very narrow; the apex rectangular; the inner margin lobed towards base; vein 3 from near angle of cell; 4, 5 well separated at origin; 6, 7 shortly stalked; 10, 11 free. Hind wing with vein 3 from near angle of cell; 4, 5 from a point; 6, 7 shortly stalked.

Fig. 33.

*Stenochilo canicostalis*, ♂. $\frac{1}{1}$.

Type. †STENOCHILO CANICOSTALIS, n. sp.

♀. Reddish brown, irrorated with grey; the head, collar, and costal area of fore wing very thickly irrorated; the last with white spot below middle of cell; traces of a submarginal line and marginal series of specks. Hind wing hyaline white.

Hab. Hillaya, Sind. *Exp.* 30 mm.

Genus MACROCHILO, nov.

Palpi porrect, clothed with rough hair, and extending about one and a half times length of head; maxillary palpi dilated with hair; frons with a conical process; antennæ of male thickened by appressed serrations; patagia fringed with long hair in male; tibiæ with the spurs long, the outer spurs about two thirds length

(2)†*ERUPA ARGENTESCENS*, n. sp.

♂. Head and thorax red-brown, suffused with purplish grey; abdomen ochreous white, reddish at base. Fore wing rufous, suffused with silvery purple, except the costal area, and irrorated with a few dark scales; a rufous spot in middle of cell; an oblique rufous line from lower angle of cell to inner margin, with diffused rufous beyond it; a minutely crenulate submarginal line slightly excurved from costa to vein 2. Hind wing whitish, with slightly curved brown submarginal line; the outer area slightly tinged with brown.

Hab. Castro Paraña, Brazil (*Jones*). *Exp.* 38 mm.

(3)†*ERUPA NIGRESCENTELLA*, n. sp.

Dark fuscous brown; palpi white below at base; abdomen pale brown, the base tinged with fulvous. Wings glossy; fore wing with indistinct discocellular spot; both wings with traces of curved postmedial line.

Hab. Castro Paraña, Brazil (*Jones*). *Exp.* 28–30 mm.

Type. (4)†*ERUPA CHILOIDES*, Wlk. xxx. 980. Brazil.

(5)†*ERUPA BILINEATELLA*, Wlk. xxxv. 1743. Brazil.

(6)†*ERUPA LACTEALIS*, n. sp.

♀. Creamy white; palpi pale rufous at sides. Fore wing with the costal area tinged with rufous; a very oblique sinuous brown line from lower angle of cell to inner margin before middle; an oblique dentate brown submarginal line; the outer area and cilia tinged with rufous; some dark specks on the margin. Hind wing with short oblique brown line from lower angle of cell to below vein 2; a dentate brown submarginal line not reaching the costa or inner margin; some marginal dark specks and the cilia rufous towards apex.

Hab. Rio Janeiro. *Exp.* 36 mm.

(7)†*ERUPA PINOSA*¹, Zell. Hor. Ent. Ross. 1881, p. 165, pl. xi. f. 6. Colombia.

(8)†*ERUPA ROSEICEPS*, n. sp.

Head and collar bright pink; thorax, abdomen, and fore wing ochreous, the last irrorated with pinkish brown; traces of a pink fascia below the cell, and of a curved series of spots from its termination to costa; a dark discocellular speck; traces of a curved submarginal series of pinkish-brown spots; a marginal series of black specks. Hind wing yellowish white.

Hab. Castro Paraña, Brazil (*Jones*). *Exp.* 32 mm.

SECT. II. Both wings with the outer margin excurved between veins 4 and 2.

(9)†*ERUPA RUPTILINEELLA*, n. sp.

Head and thorax dark rufous; abdomen ochreous. Fore wing

¹ Zeller's females are all males of his *Chilo validus*.

dark rufous with a silvery gloss; a short rufous line with white inner edge from costa to subcostal nervures before middle of similar slightly oblique line from middle of cell to inner margin; a rufous discocellular line; a white mark at lower angle of cell; a white-edged, rufous, slightly sinuous, oblique postmedial line. Hind wing ochreous; a discocellular fuscous spot; an oblique fuscous postmedial line, the area beyond it slightly tinged with fuscous.

Hab. Jalapa, Mexico (*Schaus*). *Exp.* 40 mm.

Undetermined Species.

Erupa titanialis, Feld. Reis. Nov. pl. 137. f. 4.

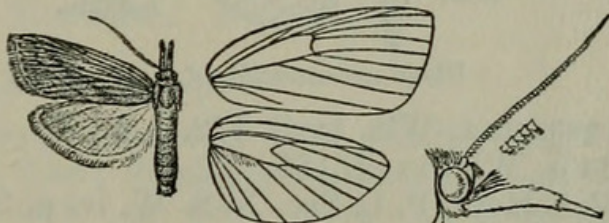
Brazil.

Genus DIATRÆA.

Diatræa, Lands. Guild. Trans. Soc. Encour. Arts, xlvi. 143 (1832).

Palpi extending about three times length of head and thickly clothed with hair; maxillary palpi triangularly dilated with hair; proboscis absent; frons with a tuft of hair; antennæ of male minutely serrate and fasciculate; tibiæ somewhat hairy, the spurs well developed. Fore wing with the apex somewhat acute; vein 3 from before angle of cell; 4, 5 from angle; 6, 7 from near upper angle; 8, 9 stalked; 10 free; 11 anastomosing with 12. Hind wing with vein 3 from before angle of cell; 4, 5 from angle; 6, 7 from upper angle.

Fig. 36.



Diatræa saccharalis, ♂. †.

- Type.* (1) DIATRÆA SACCHARALIS, Fabr. Ent. Syst. iii. 2, 238. S. States;
 † *Chilo obliteratellus*, Zell. Mon. Chil. & Cramb. W. Indies;
 p. 8. Centr. &
 † *Crambus leucaniellus*, Wlk. xxvii. 161. S. America.
 † „ *lineosellus*, Wlk. xxvii. 162.
Chilo companellus, Feld. Reis. Nov. pl. 137. f. 5.
 † „ *crambidoides*, Grote, Can. Ent. xii. p. 15.
- (2) † DIATRÆA LINEOLATA, Wlk. ix. p. 100. Centr. & S. America.
 † *Chilo culmicolellus*, Zell. Mon. Chil. & Cramb. p. 7.
 † „ *neuricellus*, Zell. Mon. Chil. & Cramb. p. 8.
 † *Crambus impersonatellus*, Wlk. xxvii. 163.
- (3) † DIATRÆA MAURICIELLA, Wlk. xxvii. 141. Mauritius.

- (4)†DIATRÆA VENOSATA, Wlk. xxvii. 144. Borneo; Java.
 „ striatalis, Snell. Tijds. Ent. xxxiv. p. 349, pl. xix.
 ff. 1-4.

- (5)†DIATRÆA CANELLA, Hampsn. A. M. N. H. (6) xvi. W. Indies;
 p. 349. Brazil.

Undetermined Species.

- Diatræa differentialis*, Fern. Ent. Am. iv. p. 120. U.S.A.

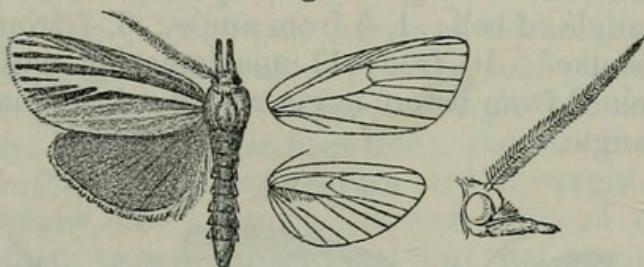
Genus UBIDA.

Ubida, Wlk. xxvii. 185 (1863).

Crunophila, Meyr. P. Linn. Soc. N. S. W. vii. p. 152 (1882).

Proboscis absent; palpi porrect, extending about twice the length of head and thickly clothed with hair; maxillary palpi triangularly scaled; frons rounded; antennæ of male bipectinate with short branches, of female serrate; tibiæ with the spurs long. Fore wing with the apex rounded; vein 3 from before angle of cell; 4, 5 well separated at origin; 7 from upper angle; 10, 11 free and oblique. Hind wing with vein 3 from before angle of cell; 4, 5 from a point; 6, 7 from upper angle.

Fig. 37.



Ubida ramostriella, ♂. 1.

- Type. †UBIDA RAMOSTRIELLA, Wlk. xxvii. 172. Australia.
 † „ receptalis, Wlk. xxvii. 186.
Chilo schistellus, Meyr. P. L. Soc. N. S. W. iv. p. 207.

Genus CHILO.

Chilo, Zinck. Germ. Mag. ii. 36 (1817).

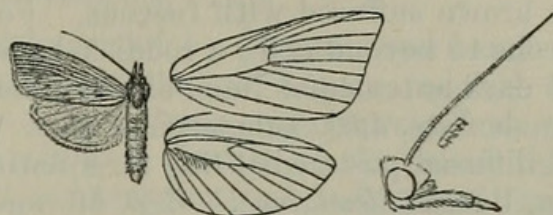
Erpina, Wlk. xxxv. 1707 (1866).

Donacoscaptes, Zell. Hor. Ent. Ross. 1877, p. 16.

Diphrix, Grote, Bull. U.S. Geol. Surv. vi. p. 273 (1881).

Palpi porrect, clothed with rough hair, and extending from two and a half to three times length of head; maxillary palpi dilated with scales at extremity; frons with a conical projection; antennæ minutely serrate and ciliated; tibiæ with the outer spurs about two thirds length of inner. Fore wing with the apex slightly produced in male, more produced in female; vein 3 from before angle of cell; 4, 5 well separated at origin; 7 straight and well separated from 8, 9; 10 free; 11 curved and approximated to 12. Hind wing with vein 3 from near angle of cell; 4, 5 from angle; 6, 7 from upper angle.

Fig. 38.

*Chilo simplex*, ♂. 1.

SECT. I. Hind wing of male with no fold below subcostal nervure containing a tuft of hair.

A. Fore wing of female with the apex slightly produced.

a. (*Donacoscaptes*). Frons produced to a long sharp point.

- (1) *CHILO VALIDUS*, Zell. Hor. Ent. Ross. 1877, p. 16, pl. i.
f. 4 *a*, *b*. Colombia; Amazons.

b. Frons with a much shorter conical prominence.

- (2) *CHILO DICHROMELLUS*, Wlk. xxxv. 1707. *Hab.* unknown.

- (3)†*CHILO VINOSELLUS*, n. sp.

♂. Dark red-brown with a purplish tinge. Fore wing with purplish suffusion in cell and on outer area; a whitish mark at lower angle of cell; a series of whitish submarginal specks; a marginal series of black specks and white specks at base of cilia. Hind wing paler except the outer area.

Hab. British Honduras. *Exp.* 30 mm.

- (4)†*CHILO INCANELLUS*, n. sp.

♂. Grey-brown; vertex of head whitish; palpi and frontal tuft blackish at sides; shoulders blackish; abdomen blackish, with pale rings and dark anal tuft. Fore wing irrorated with a few black scales and with faint traces of oblique postmedial and submarginal lines. Hind wing fuscous; the inner area clothed with blackish hair; both wings with marginal series of black specks. Underside whitish; both wings with indistinct curved submarginal line.

Hab. Castro Paraña, Brazil (*Jones*). *Exp.* 46 mm.

- (5)†*CHILO NIGRISTIGMELLUS*, n. sp.

♀. Pale ochreous; the base of abdomen fulvous; fore wing thickly irrorated with black; a prominent black discocellular spot; an oblique line from beyond upper angle of cell to inner margin before middle; traces of a submarginal line. Hind wing whitish, with blackish hair on inner area; a diffused postmedial line; both wings with the marginal specks prominent; underside with black discocellular spot.

Hab. Castro Paraña, Brazil (*Jones*). *Exp.* ♂ 44, ♀ 60 mm.

(6)†*CHILO FUSCIDENTALIS*, n. sp.

♀. Reddish brown suffused with fuscous. Fore wing with the costal half fuscous to beyond cell; a reddish-brown spot in end of cell; a dentate dark antemedial line oblique from costa to vein 1; a curved highly dentate dark submarginal line. Hind wing with obscure curved diffused postmedial line terminating at vein 2.

Hab. Sikhim, Bengal (*Dudgeon*). *Exp.* 46 mm.

(7)†*CHILO XYLINALIS*, n. sp.

♂. Very dark cupreous brown. Fore wing with a black streak irrorated with grey scales in and below end of cell and a similar streak below median nervure. Hind wing dark red-brown.

♀. Pale yellowish brown; abdomen tinged with fuscous, the 3rd segment with a yellowish band. Fore wing slightly irrorated with black scales, forming an obscure streak below median nervure; a few dark scales in end of cell; a spot on discocellulars and another beyond them; two obscure series of submarginal specks; a marginal series of black specks. Hind wing whitish, suffused with pale fuscous brown. Underside whitish.

Hab. Goya, Argentina (*Perrins*). *Exp.* ♂ 30, ♀ 40–50 mm.

(8)†*CHILO IGNITALIS*, n. sp.

♂. Head and thorax red-brown; abdomen pale. Fore wing red-brown, pale in parts, in others suffused with purple; an indistinct dark subbasal spot below median nervure; an obscure dark antemedial line angled below median nervure; an oblique somewhat maculate medial line and a similar postmedial line angled on vein 5. Hind wing pale yellowish; the apical part of margin tinged with fuscous.

♀ with the head, thorax, and fore wing fiery chestnut.

Hab. São Paulo, Brazil. *Exp.* ♂ 32, ♀ 40 mm.

(9)†*CHILO INFUSELLUS*, Wlk. xxvii. 140. Surinam; Santarem; Amazons.(10)†*CHILO PURPUREALIS*, n. sp.

♂. Yellowish brown suffused with purple; abdomen pale. Fore wing with the inner area in some specimens mostly ochreous; somewhat ill-defined oblique antemedial and medial minutely dentate dark lines from cell to inner margin; a black discocellular spot; a minutely dentate dark submarginal line curved below costa. Hind wing pale yellowish with slight fuscous tinge.

♀. Fiery orange-red; abdomen and hind wing yellowish white; fore wing with the lines indistinct; the cilia dark.

Hab. Goya, Argentina (*Perrins*). *Exp.* ♂ 30, ♀ 42 mm.

(11)†*CHILO DEMOTELLUS*, Wlk. xxxv. 1749. Japan.(12) *CHILO LUTELLUS*, Motsch. Bull. Mosc. xxxix. i. 198. Egypt;
,, *dubia*, Baker, Trans. Ent. Soc. 1894, p. 48, Japan.
pl. i. f. 18.

(13)†*CHILO OBLIQUILINEELLUS*, n. sp.

Dull ochreous; abdomen with a fulvous basal band. Fore wing slightly suffused and irrorated with pale reddish brown; an indistinct brown hue from outer margin at vein 5 running to near origin of vein 2 and minutely dentate on the veins, then strongly dentate below vein 2 and terminating at middle of inner margin; a discocellular spot; traces of a waved submarginal line excurved to near margin at middle; a marginal series of black specks. Hind wing yellowish white.

One specimen has the thorax and base of fore wing much brighter yellow, the area beyond the irregular line almost white.

Hab. Rio Janeiro (*Schaus*). *Exp.* ♂ 44–48, ♀ 54 mm.

(14)†*CHILO LUNIFERALIS*, n. sp.

♀. Ochreous white. Fore wing with traces of a streak of black scales below cell; a black discocellular lunule with a diffused streak of black scales from it to outer margin; a prominent series of marginal black spots. Hind wing pure white, with a few fuscous specks on the margin.

Hab. Abyssinia. *Exp.* 34 mm.

(15)†*CHILO SIMPLEX*, Butl. P. Z. S. 1880, p. 690. Japan; China; Formosa; Punjab; Sind.

†*Crambus zonellus*, Swinh. P. Z. S. 1884, p. 528 pl. 48. f. 16.

† „ *partellus*, Swinh. P. Z. S. 1885, p. 879.

(16)* *CHILO GENSANELLUS*, Leech, Entom. xxii. p. 108, pl. v. f. 9. Corea; Japan.(17)†*CHILO PLEJADELLUS*, Zinck. Germ. Mag. iv. p. 251.

†*Crambus sabuliferus*, Wlk. xxvii. 185. U.S.A.

†*Diphrix prolatella*, Grote, U.S. Geol. Surv. vi. p. 273.

Chilo orizællus, Riley, Rep. Ins. 1882, p. 135, pl. vii. f. 1.

(18)†*CHILO CEYLONICA*, n. sp.

Ochreous brown irrorated with fuscous. Fore wing with the fuscous irroration forming streaks in the interspaces except on inner margin; an indistinct fulvous medial line curved below costa and with silvery streaks on its edges; a submarginal silver line bent inwards below costa; a marginal series of black spots with white centres; cilia silvery. Hind wing whitish, tinged with fuscous on apical area in male; an indistinct marginal series of black specks.

Hab. Ceylon (*Pole*). *Exp.* ♂ 22, ♀ 26 mm.

(19)†*CHILO SUPPRESALIS*, Wlk. xxvii. 166. S. Africa; China; India; Ceylon.(20)†*CHILO PULVERULENTUS*, Warr. A. M. N. H. (6) ix. p. 393. Punjab; Khásis.(21) *CHILO ALLENI*, Fern. Ent. Am. iv. p. 120. U.S.A.

(22)**CHILO TORRENTELLUS*, Meyr. Proc. Linn. Soc. N. S. W. iii. p. 183. Sikhim; Burma; Australia.

(23) *CHILO SCISSELLUS*, McVind. Brazil; Argentina.

(24) *CHILO CICATRELLUS*, Hübn. Europe.

(25) *CHILO RESPERSALIS*, Hübn. Exot. Schmett. ff. 125, 126. Argentina; Chili.

† „ *ceres*, Butl. Trans. Ent. Soc. 1883, p. 61.

B. Fore wing of female with the apex extremely produced and acute.

Type. (26) *CHILO PHRAGMITELLUS*, Hübn. Europe.

SECT. II. Hind wing of male with a fold below the subcostal nervure containing a tuft of long hair.

(27)†*CHILO LATIVITTALIS*, Wlk. xxvii. 171.

† „ *halterellus*, Zell. Mon. Chil. & Cramb. p. 33. Australia.

List of undetermined Species.

Chilo cinnamomellus, Berg, Bull. Mosc. xlix. pt. 2, p. 227.

Patagonia.

„ *prodigealis*, Zell. Hor. Ent. Ross. xiii. 18, pl. i. f. 5.

New Friburg.

„ *heracleus*, Zell. Hor. Ent. Ross. xiii. 20, pl. i. f. 6. Brazil.

„ *paramattellus*, Meyr. J. L. Soc. N. S. W. iii. p. 178.

Australia.

„ *spatiosellus*, Möschl. Verh. z.-b. Ges. Wien, xxxi. p. 436.

Surinam.

„ *surinamellus*, Möschl. Verh. z.-b. Ges. Wien, xxxi. p. 436.

Surinam.

„ *irrectellus*, Möschl. Verh. z.-b. Ges. Wien, xxxi. p. 437, pl. xviii. ff. 41-44.

Surinam.

„ *centrellus*, Möschl. Verh. z.-b. Ges. Wien, xxxii. 360, pl. xviii. f. 45.

Surinam.

„ *infuscatellus*, Snell. Tijds. Ent. xxxiv. 347.

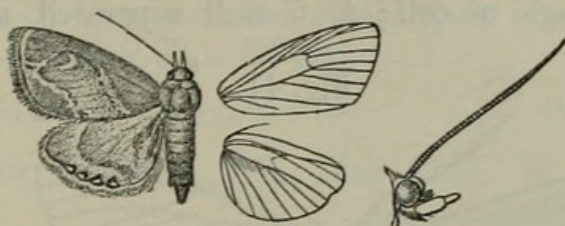
Java.

Genus *CHALCOËLA*.

Chalcoëla, Zell. Verh. zool.-bot. Ges. Wien, 1872, p. 528.

Proboscis absent; palpi porrect, extending about twice the length of head, the 1st joint fringed with long hair below, the 2nd and 3rd nearly naked; maxillary palpi dilated with scales at extremity; frons rounded; antennæ thickened and flattened; tibiæ with the spurs long. Fore wing broad; the apex rounded; vein 3 from near angle of cell; 4, 5 from angle; 7 from upper angle; 10, 11 free. Hind wing with vein 3 from near angle of cell; 4, 5 from angle; 6, 7 from upper angle.

Fig. 39.

*Chalcoëla iphitalis*, ♂. $\frac{3}{4}$.

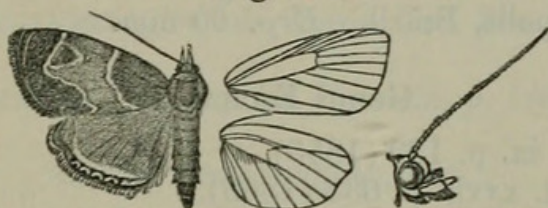
Type. CHALCOËLA IPHITALIS, Wlk. xvii. 444¹. U.S.A.
 † „ *aurifera*, Zell. Verh. zool.-bot. Ges. Wien, 1872,
 p. 529, pl. 2. f. 2.

Genus DICYMOLOMIA.

Dicymolomia, Zell. Verh. zool.-bot. Ges. Wien, 1872, p. 530.

Differs from *Chalcoëla* in the palpi extending about the length of head and with tufts of long hair from below both 1st and 2nd joints.

Fig. 40.

*Dicymolomia pegasalis*, ♂. $\frac{1}{4}$.

Type. (1)†DICYMOLOMIA JULIANALIS, Wlk. xvii. 438. U.S.A.
 † „ *decora*, Zell. Verh. zool.-bot. Ges. Wien, 1872,
 p. 531, pl. 2. f. 13.

(2) DICYMOLOMIA METALLIFERALIS, Pack. Ann. Lyc. N. Y. x.
 p. 265. California.

†*Dicymolomia sauberi*, Von Hedemann, Verh. Ver. Hamb. v.
 Anhang.

(3)†DICYMOLOMIA PEGASALIS, Wlk. xvii. 438. U.S.A.; Jamaica.

†*Cataclysta principalis*, Wlk. xxxiv. 1333.

† „ *egressalis*, Wlk. xxxiv. 1335.

„ *robinsonii*, Grote, Can. Ent. iii. p. 181.

(4)†DICYMOLOMIA DIMINUTALIS, Warr. A. M. N. H. 1891, ii. p. 65.
 Callao.

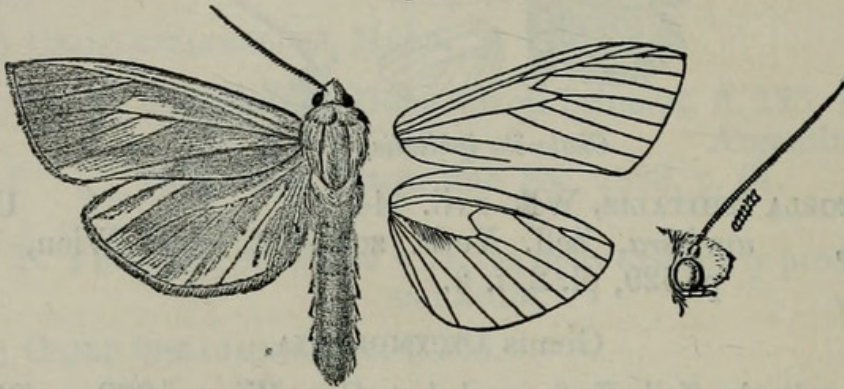
Genus LEUCARGYRA, nov.

Palpi porrect and not reaching nearly to the end of the frons, which is greatly produced to a corneous point; maxillary palpi minute; proboscis rudimentary; antennæ of male minutely serrate; tibiæ with the spurs short. Fore wing with vein 3 from before angle of cell; 4, 5 from angle; 6 from upper angle; 7, 8, 9, 10

¹ The locality of Walker's type is given as S. Africa, but the specimen was purchased from a dealer and the locality is almost certainly wrong.

stalked; 11 becoming coincident with 12. Hind wing with vein 3 from before angle of cell; 4, 5 well separated at origin; 6, 7 stalked.

Fig. 41.

*Leucargyra puralis*, ♂. $\frac{1}{2}$.

Type. †*LEUCARGYRA PURALIS*, n. sp.

♂. Silvery white; palpi black at sides; fore legs black above. The larva feeds in the interior of grasses.

Hab. Theresopolis, Brazil. *Exp.* 60 mm.

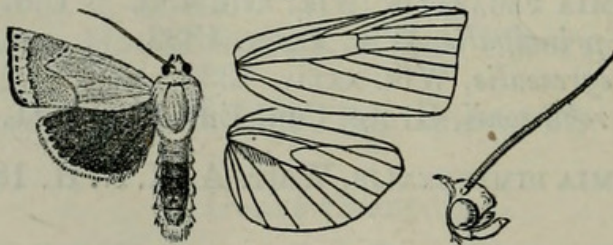
Genus *ESCHATA*.

Eschata, Wlk. ix. p. 133 (1856).

Chærecla, Wlk. xxxii. p. 633 (1865).

Proboscis rudimentary. Palpi porrect, reaching slightly beyond the frons and thickly scaled; maxillary palpi dilated with scales and nearly as long as the labial; frons produced to an acute corneous point; antennæ of male thickened and flattened; tibiæ and tarsal joints fringed with long hair. Fore wing with vein 3 from before angle of cell; 7 from cell, anastomosing, or rarely shortly stalked with 8, 9; 10 free; 11 curved and running along 12. Hind wing with veins 3, 4, 5 from angle of cell; 6, 7 from upper angle.

Fig. 42.

*Eschata xanthorhyncha*, ♂. $\frac{1}{2}$.

SECT. I. Fore wing with the apex somewhat acute and produced.

(1)†*ESCHATA XANTHORHYNCHA*, n. sp.

♂. Differs from *gelida* in the head and thorax being white; palpi orange banded with white; fore legs orange fringed with white; tarsi banded with orange. Fore wing with the area between the postmedial and submarginal lines evenly irrorated with black scales.

Hind wing fuscous black; the cilia white. Underside with the basal two thirds of wings suffused with fuscous black.

Hab. Ceylon (*Butt*). *Exp.* 32 mm.

Type. (2)†*ESCHATA GELIDA*, Wlk. ix. p. 133. Sikhim; Khásis.

(3)†*ESCHATA CHRYSARGYRIA*, Wlk. xxxii. 634. N. China; Sikhim;
Assam; Nilgiris;
,, *argentata*, Moore, Lep. Atk. p. 227. Burma; Ceram.

(4)†*ESCHATA XANTHOCERA*, n. sp.

♂. Differs from *chrysargyria* in the antennæ being orange; the legs orange fringed with white hair. Fore wing with the post-medial and submarginal lines almost obsolete; the cilia white with golden tips throughout.

Hab. Ceylon (*Green*). *Exp.* 38 mm.

SECT. II. Fore wing with the apex rectangular and not produced.

(5)†*ESCHATA CONSPURCATA*, Moore, Lep. Atk. p. 227. Sikhim.

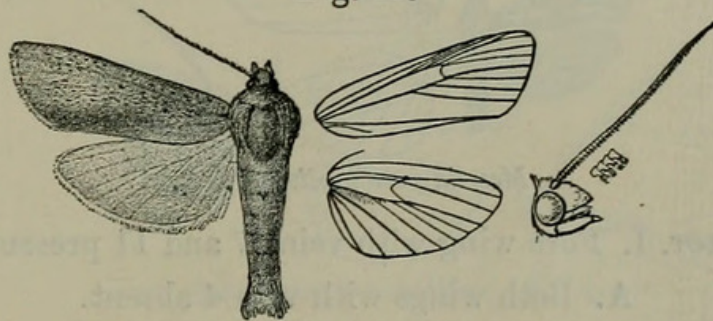
(6)†*ESCHATA PERCANDIDA*, Swinh. Trans. Ent. Soc. 1890, p. 293.
Rangoon.

(7)†*ESCHATA OCHRIPIES*, Hmps. Ill. Het. viii. p. 143, pl. 156. f. 23.
Nilgiris.

Genus *DORATOPERAS*, nov.

Proboscis absent; palpi clothed with hair and hardly extending beyond the maxillary palpi and the long pointed frontal process; antennæ of male serrate and fasciculate, of female minutely serrate and ciliated; tibæ with the spurs short. Fore wing long and narrow; the apex produced and acute in female; vein 3 from before angle of cell; 4, 5 from angle; 6, 7 from a point; 8, 9 from well before upper angle; 10, 11 free. Hind wing with vein 3 from before angle of cell; 4, 5 from angle; 6, 7 from upper angle.

Fig. 43.



Doratoperas atroparsellus, ♂. †.

Type. †*DORATOPERAS ATROPARSELLUS*, Wlk. xxvii. 163. Columbia;
Brazil.

†*Nystalia zeuzeroides*, Wlk. xxxiii. 761.

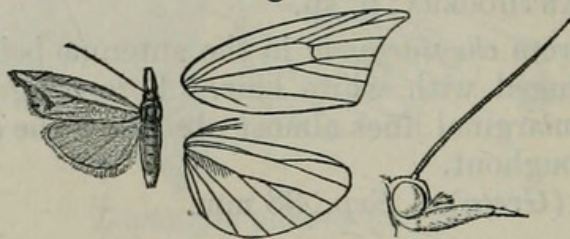
†*Donacoscaptes lanceolatus*, Zell. Hor. Ent. Ross. 1881, p. 159,
pl. xi. f. 4.

Chilo spectabilis, Feld. Reis. Nov. pl. 137. f. 2.

Genus RAPHIPTERA, nov.

Palpi extending about three times length of head and thickly clothed with hair; maxillary palpi triangularly scaled; proboscis well developed; frons flat; antennæ of female nearly simple. Fore wing with the apex extremely produced and acute; vein 4 absent; 7 absent; 8, 9 stalked; 11 absent. Hind wing with veins 4 and 6 absent; the cell completely open.

Fig. 44.

*Raphiptera minimella*, ♀. $\frac{3}{2}$.

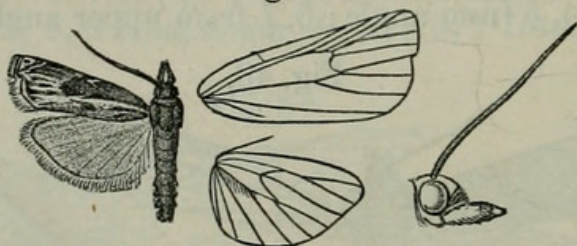
Type. RAPHIPTERA MINIMELLA, Rob. Ann. N. Y. Lyc. ii. 315. U.S.A.

Genus MESOLIA.

Mesolia, Rag. Ann. Soc. Ent. Fr. 1888, p. 282.

Palpi porrect, thickly clothed with hair and extending about twice the length of head; maxillary palpi triangularly scaled; frons with a conical projection; tibiæ with the outer spurs about half the length of inner. Fore wing long and narrow, the apex rounded; the outer margin produced from apex to vein 5; vein 7 when present stalked with 8, 9; 10, 11 when present free. Hind wing with vein 4 usually absent; 6 from upper angle; the upper margin of cell widely separated from 8, 7 curving upwards to anastomose with 8.

Fig. 45.

*Mesolia pandavella*, ♂. $\frac{3}{2}$.

SECT. I. Fore wing with veins 7 and 11 present.

A. Both wings with vein 4 absent.

a. Antennæ of male thickened and flattened.

Type. (1) MESOLIA PANDAVELLA, Rag. Ann. Soc. Ent. Fr. 1888, p. 282.
N.W. Himalayas; Punjab; S. India; Ceylon.

b. Antennæ of male serrate.

(2)†MESOLIA PLURIMELLA, Wlk. xxvii. 162.

Jamaica;
San Domingo.

B. Fore wing with veins 4, 5 stalked ; hind wing with veins 4, 5 stalked, or 4 absent ; antennæ of male thickened and flattened.

(3) *MESOLIA INCERTELLA*, Zinck. Germ. Mag. iv. 253. U.S.A.

†*Prionopteryx olivella*, Grote, Bull. U.S. Geol. Surv. vi. 274.

c. Both wings with veins 4, 5 from cell.

(4)†*MESOLIA WHITEHEADI*, E. Wollaston, A. M. N. H. (5) iii. p. 340. St. Helena.

(5)†*MESOLIA TENEBRELLA*, n. sp.

♀. Fuscous brown irrorated with grey. Fore wing with a black discocellular spot ; two indistinct pale lines across apex, with some chestnut between them, the inner continued as an obscure dentate submarginal line with a grey patch beyond it at middle on which are two black streaks. Hind wing paler fuscous.

Hab. Ichang, China. *Exp.* 20 mm.

SECT. II. Fore wing with veins 4, 7 and 11 absent ; hind wing with vein 4 absent ; antennæ of male ciliated.

(6) *MESOLIA APICISTRIGELLA*, Meyr. P. L. Soc. N.S.W. 1879, p. 209. Australia.

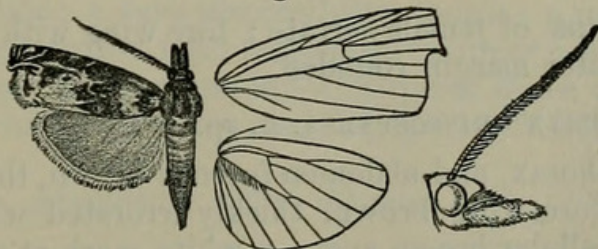
Genus PRIONOPTERYX.

Prionopteryx, Steph. Ill. Brit. Ent., Haust. iv. p. 317 (1834).

Nuarace, Wlk. xxvii. 188 (1863).

Palpi thickly clothed with hair and extending about twice the length of head ; maxillary palpi triangularly scaled ; proboscis well developed ; frons with a conical prominence ; antennæ of male bipectinated ; tibiæ with the spurs long. Fore wing with the outer margin produced from apex to vein 5 ; vein 3 from before angle of cell ; 4, 5 separated at origin ; 7 when present from cell ; 10 free. Hind wing with vein 3 from before angle of cell ; 6 from below upper angle.

Fig. 46.



Prionopteryx nebulifera, ♂. †.

SECT. I. Fore wing with vein 7 present.

A. Fore wing with vein 11 becoming coincident with 12 ; hind wing with vein 4 absent.

a. Fore wing with the projection of outer margin blunt.

(1)†*PRIONOPTERYX EUGRAPHIS*, Wlk. xxvii. 188. San Domingo.

- b. Fore wing, the projection of outer margin acute and hooked; antennæ of male with short branches.

(2)*PRIONOPTERYX ELONGATA, Zell. Hor. Ent. Ross. 1877, p. 27,
pl. i. f. 9. C. America.

Type. (3)†PRIONOPTERYX NEBULIFERA, Steph. Ill. Brit. Ent., Haust. iv.
p. 317. Florida.

Diathrausta octomaculalis, Fern. Ent. Am. iii. p. 127.

- B. Fore wing with vein 11 free; the projection of outer margin blunt; hind wing with vein 4 stalked with 5; antennæ of male with long branches.

(4)†PRIONOPTERYX AFRICALIS, n. sp.

♂. Reddish brown suffused with grey; palpi fuscous at sides; antennæ ringed black and white. Fore wing with diffused grey below median nervure; an antemedial patch of dark scales above inner margin; the postmedial line very indistinct, highly angled on vein 5, then inwardly oblique and with streaks of dark scales beyond it; a submarginal brown line with white inner edge angled outwards to the marginal projection, then with three black specks with triangular white marks between them beyond it. Hind wing paler grey-brown; the cilia whitish.

♀. Rather paler and without the dark marks beyond the post-medial line of fore wing.

Hab. Accra, W. Africa; Congo. *Exp.* ♂ 16, ♀ 24 mm.

SECT. II. Fore wing with vein 7 absent; 11 becoming coincident with 12; hind wing with vein 4 absent; antennæ of male with the branches of moderate length.

- A. Antennæ of female simple; fore wing with the projection of outer margin acute and hooked.

(5)†PRIONOPTERYX ACHATINA, Zell. Mon. Chil. & Cramb. p. 13.
U.S.A.

- B. Antennæ of female serrate; fore wing with the projection of outer margin rounded.

(6)†PRIONOPTERYX GRISEOPARSA, n. sp.

♀. Head, thorax, and abdomen fuscous brown, thickly irrorated with grey. Fore wing brown, thickly irrorated with white; an obscure discocellular brown spot; a white mark at apex and some white on cilia. Hind wing whitish.

Hab. Colorado (Cockerell). *Exp.* 30 mm.

List of undetermined Species.

Prionopteryx texturella, Zell. Hor. Ent. Ross. xiii. 28, pl. i. f. 10.
Zanzibar.

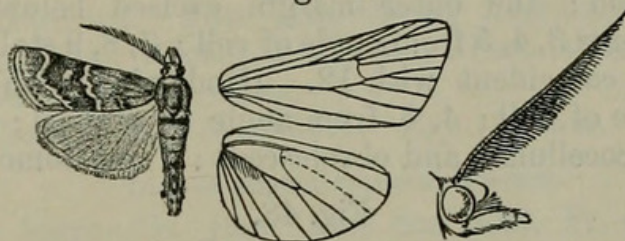
„ *bergii*, Zell. Hor. Ent. Ross. xiii. 30, pl. i. f. 11.
Buenos Ayres.

Genus SURATTHA.

Surattha, Wlk. xxvii. 75 (1863).*Calarina*, Wlk. xxxv. 1770 (1866).

Palpi porrect and thickly scaled, extending about one and a half times length of head; maxillary palpi triangularly scaled; frons with a conical process; antennæ of male bipectinated, usually with long branches; tibiæ with the spurs long, the outer spurs about two thirds length of inner. Fore wing long and narrow; the apex rounded; vein 3 from near angle of cell; 4, 5 usually on a long stalk; 6, 7 and 10, 11 free. Hind wing with vein 3 from near angle of cell; 5 absent; 6 obsolescent from above middle of discocellulars; 7 anastomosing with 8.

Fig. 47.

*Surattha invectalis*, ♂. $\frac{1}{2}$.

SECT. I. Fore wing with veins 4, 5 stalked.

- Type.* (1)†*SURATTHA INVECTALIS*, Wlk. xxvii. 76.
 †*Pindictora thysbesalis*, Wlk. xxvii. 135.
 †*Scopula nigrifascialis*, Wlk. xxxiv. 1472.
 †*Calarina albirenella*, Wlk. xxxv. 1770.

India; Ceylon;
 Burma; Java.

(2)†*SURATTHA NEOTROPICALIS*, n. sp.

♀. Ochreous brown irrorated with fuscous; abdomen with the base tinged with fulvous. Fore wing thickly irrorated; a fuscous spot at base of median nervure; a medial dark line, slightly sinuous, acutely angled on vein 2, with pale inner edge, and a large fuscous triangular patch beyond it with its base on costa and apex at the angle of the line; a dark discocellular lunule; a minutely dentate submarginal white line, with fuscous on its inner edge and indistinct lunulate brown line beyond it; a marginal series of black specks. Hind wing white; the outer area tinged with fuscous from apex to vein 2.

Hab. Goya, Argentina. *Exp.* 30 mm.

- (3)†*SURATTHA ALBIPENNIS*, Butl. P. Z. S. 1886, p. 383. Punjab;
 Sind; E. Africa.
 (4)†*SURATTHA SCITULELLA*, Wlk. xxxv. 1755. S. India; Ceylon.

SECT. II. Fore wing with veins 4, 5 from cell.

A. Antennæ of male with long branches.

- (5)**SURATTHA TERMIA*, Meyr. Trans. Ent. Soc. 1885, p. 452.

Australia.

B. Antennæ of male bipectinated, with short branches dilated at extremity.

(6)†SURATTHA FUSCILELLA, Swinh. A. M. N. H. (6) xvi. p. 301.

W. India.

(7) SURATTHA PENTEUCHA, Meyr. Trans. Ent. Soc. 1885, p. 453.

Australia.

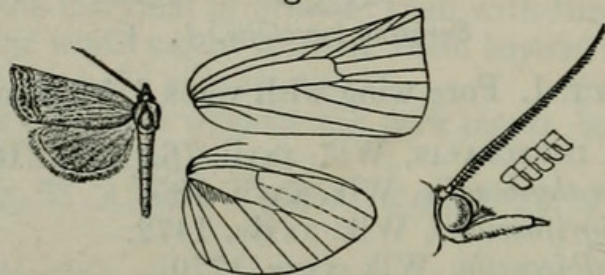
Genus *ANCYLOLOMIA*.

Ancylolomia, Hüb. Verz. p. 363 (? 1818).

Jartheza, Wlk. xxvii. 183 (1863).

Palpi porrect, thickly clothed with hair, and extending about three times the length of head; maxillary palpi triangularly scaled; frons oblique; abdomen long; tibiæ with the outer spurs about two thirds length of inner. Fore wing long and narrow, the apex produced; the outer margin excised below apex, then excurved; veins 3, 4, 5 from angle of cell; 7, 8, 9 stalked; 10 free; 11 becoming coincident with 12. Hind wing with vein 3 from close to angle of cell; 4, 5 from angle or stalked; 6 from above middle of discocellulars and obsolescent; 7 anastomosing with 8.

Fig. 48.



Ancylolomia chrysographella, ♂. †.

SECT. I. Antennæ of male with short uniseriate laminate branches, of female simple.

- Type. (1) *ANCYLOLOMIA TENTACULELLA*, Hüb. Europe.
 (2) *ANCYLOLOMIA CONTRITELLA*, H.-S. Europe.
 (3) *ANCYLOLOMIA CHRYSOGRAPHELLA*, Koll. Hüg. Kasch. iv. p. 494.
 † „ *capensis*, Zell. Mon. Chil. & E. & S. Africa;
 Cramb. p. 11. Aden; Japan;
 „ *westwoodi*, Zell. Mon. Cramb. China; Formosa;
 p. 11. throughout India,
 † „ *taprobanensis*, Zell. Hor. Ent. Ceylon, and
 Ross. 1877, p. 2, pl. i. f. 8. Burma; Penang.
 „ *sansibarica*, Zell. Hor. Ent. Australia.
 Ross. xiii. 23, pl. i. f. 7.
 „ *indica*, Feld. Reis. Nov. pl. 137. f. 9.
 † „ *argentata*, Moore, Lep. Ceyl. iii. p. 382, pl. 184. f. 3.
 (4) *ANCYLOLOMIA LOCUPLETELLA*, Koll. Hüg. Kasch. iv. p. 394.
 N.W. Himalayas; Ceylon.

SECT. II. Antennæ of male with long uniseriate branches, of female simple.

- (5)†*ANCYLOLOMIA PECTINATELLA*, Zell. Europe.

- (6) *ANCYLOLOMIA PALPELLA*, Schiff. Europe.
 (7)†*ANCYLOLOMIA SAUNDERSIELLA*, Zell. Mon. Chil. & Cramb. W. India.
 p. 10.
 Jartheza biplagella, Moore, P. Z. S. 1872, p. 582, pl. 34. f. 9.
 † „ *obstitella*, Swinh. P. Z. S. 1883, p. 880, pl. 57. f. 3.
 (8)†*ANCYLOLOMIA RESPONSELLA*, Wlk. xxvii. 184. Himalayas ;
 †*Jartheza xylinella*, Wlk. xxvii. 184. W. India.
 † „ *cassimella*, Swinh. P. Z. S. 1886, p. 461, pl. 41. ff. 4, 6.
 (9)†*ANCYLOLOMIA BASISTRIGA*, Moore, Lep. Ceyl. iii. p. 382,
 pl. 184. f. 1. Ceylon.

SECT. III. Antennæ of female serrate.

- (10)†*ANCYLOLOMIA UNIFORMELLA*, n. sp.
 ♀. Pale ochreous. Fore wing thickly irrorated with fuscous ;
 the irroration rather thicker in the cell, where it forms an obscure
 fascia. Hind wing pure white.
Hab. Hyderabad, Sind (*Swinhoe*). *Exp.* 38 mm.

List of undetermined Species.

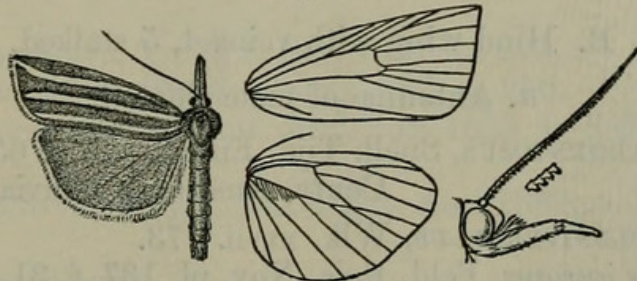
- Ancylolomia hipponella*, Rag. Ann. Soc. Ent. Fr. (6) viii. p. 279,
 pl. vi. ff. 11, 12. Algeria.
 „ *inornatella*, Staud. Europe.

Genus TALIS.

- Talis*, Guen. Ind. Micr. p. 86 (1845).
Hednota, Meyr. Trans. Ent. Soc. 1886, p. 270.
Araxates, Rag. Ann. Ent. Soc. Fr. (6) viii. p. 281.

Palpi extending about twice the length of head and thickly
 clothed with hair ; maxillary palpi triangularly scaled ; proboscis
 well developed ; frons with a conical prominence ; antennæ of
 male usually ciliated. Fore wing with vein 6 from below upper
 angle of cell ; 7 from the angle ; 8, 9 stalked ; 10, 11 free.
 Hind wing with vein 3 from angle of cell ; 6 from well below upper
 angle.

Fig. 49.



Talis bivitellus, ♂. $\frac{1}{1}$.

SECT. I. (*Hednota*). Fore wing with vein 3 from before angle of
 cell ; 5 from above angle ; the apex acute.

A. Hind wing with veins 4, 5 from angle of cell.

a. Fore wing with the apex produced and acute.

- (1) *TALIS MILVELLUS*, Meyr. J. L. Soc. N. S. W. iii. p. 181.

Australia.

b. Fore wing with the apex rectangular.

- (2)†*TALIS BIFRACTELLUS*, Wlk. xxvii. 174. New Guinea;
Australia.
- (3) *TALIS ARGYROËLIS*, Meyr. P. L. Soc. N. S. W. 1882, p. 163.
Australia.
- (4)†*TALIS SUBFUMALIS*, n. sp.
♂. Chestnut-brown; palpi blackish; antennæ white on outer side; patagia silvery white. Fore wing with a fuscous-outlined silvery-white fascia from base, somewhat interrupted at middle of cell and double from cell to outer margin, where it joins the marginal series of silvery spots; a fuscous-edged silvery-white fascia below the cell more or less completely interrupted in four places. Hind wing fuscous.
Hab. Port Darwin, Australia. *Exp.* 18 mm.
- (5) *TALIS AURANTIACUS*, Meyr. P. L. Soc. N. S. W. 1878, p. 184.
Australia.
- (6)†*TALIS RECURVELLUS*, Wlk. xxvii. 171. W. Australia.
- (7) *TALIS BIVITTELLUS*, Don. Ins. New Holland. Australia.
†*Crambus trivittalis*, Zell. Mon. Chil. & Cramb. p. 34.
- (8)†*TALIS IMPLETELLUS*, Wlk. xxvii. 175. Australia; Tasmania.
- (9) *TALIS ASTERIAS*, Meyr. Tr. Ent. Soc. 1887, p. 250. Swan River,
? †*Crambus demissalis*¹, Wlk. xxvii. 176. Australia.
- (10)†*TALIS HYDROPHILA*, Butl. Trans. Ent. Soc. 1882, p. 36.
Hawaii.
- (11)†*TALIS FLORICOLENS*, Butl. Trans. Ent. Soc. 1882, p. 36.
Hawaii.
- (12)**TALIS PEDIONOMA*, Meyr. Tr. Ent. Soc. 1885, p. 453.
Australia.
- (13)**TALIS LEUCOPHTHALMA*, Meyr. N. Z. Journ. Sci. i. p. 186.
New Zealand.

B. Hind wing with veins 4, 5 stalked.

a. Antennæ of male ciliated.

- (14) *TALIS ARGENTOSUS*, Snell. Tijd. Ent. xxxvi. p. 657, pl. 3. f. 2.
Centr. America; Bolivia; Argentina.
- (15)†*TALIS PLENIFERELLUS*, Wlk. xxvii. 173. Australia.
Crambus aurosus, Feld. Reis. Nov. pl. 137. f. 31.
- (16)†*TALIS PERLATALIS*, Wlk. xxvii. 174. Australia; Tasmania.
- (17) *TALIS GRAMMELLUS*, Zell. Mon. Chil. & Cramb. p. 46.
Australia; Tasmania.
Crambus enneagrammos, Meyr. P. L. Soc. N. S. W. 1878, p. 194.

¹ Walker's description does not agree with his supposed type.

- (18) *TALIS ACONTOPHORUS*, Meyr. P. L. Soc. N. S. W. 1882, p. 167.
Australia; Tasmania.
- (19) *TALIS LONGIPALPELLUS*, Meyr. P. L. Soc. N. S. W. 1878,
p. 196. Australia.

b. Antennæ of male serrate.

- (20)†*TALIS OPULENTUS*, Zell. Mon. Chil. & Cramb. p. 46. Australia.
- (21)†*TALIS RELATALIS*, Wlk. xxvii. 172.
†*Crambus argyroneurus*, Zell. Mon. Chil. & Cramb. p. 47.
Australia; Tasmania.
- (22) *TALIS PANSELENELLUS*, Meyr. P. L. Soc. N. S. W. 1882, p. 167.
Australia; Tasmania.

c. Antennæ of male bipectinated.

- (23) *TALIS HOPLITELLUS*, Meyr. P. L. Soc. N. S. W. 1878, p. 188.
Australia.

SECT. II. (*Talis*). Fore wing with veins 4, 5 stalked,
the apex rounded.

A. Antennæ of male ciliated.

- Type.* (24) *TALIS QUERCELLUS*, Schiff. Europe.
- (25) *TALIS PULCHERRIMUS*, Staud. Europe.

B. Antennæ of male pectinated.

- (26)**TALIS AFRA*, Baker, Trans. Ent. Soc. 1894, p. 49. Egypt.

List of undetermined Species.

- Talis invalidellus*, Meyr. J. L. Soc. N. S. W. iii. p. 193. Tasmania.
- Thisanotia pedalarcha*, Meyr. Trans. Ent. Soc. 1885, p. 454.
Australia.
- Hednota xylophæa*, Meyr. P. L. Soc. N. S. W. (2) i. p. 1038.
Australia.
- „ *toxotes*, Meyr. Tr. Ent. Soc. 1887, p. 249. Australia.
- „ *gelastis*, Meyr. Tr. Ent. Soc. 1887, p. 250. Tasmania.
- „ *oxyptera*, Meyr. Trans. Ent. Soc. 1888, p. 243.
Australia.
- Thisanotia cenochrois*, Meyr. Trans. Ent. Soc. 1889, p. 520.
New Guinea.
- Talis dilatatalis*, Christ. Europe.
- „ *arenella*, Rag. Europe.

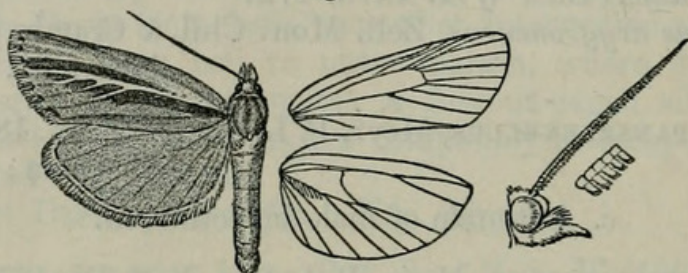
Genus CHARLTONA.

Charltona, Swinh. P. Z. S. 1885, p. 879.

Palpi porrect, clothed with rough hair and projecting about one
and a half times length of head; maxillary palpi triangularly

dilated with hair; frons rounded; tibiae with the outer spurs about two thirds length of inner; wings long and narrow. Fore wing with the apex rectangular; vein 3 from before angle of cell; 4, 5 well separated at origin; 7 straight and well separated from 8, 9; 10 free; 11 curved and approximated to 12. Hind wing with vein 3 from near angle of cell; 4, 5 from angle and approximated for a short distance; 6 absent; 7 anastomosing with 8.

Fig. 50.

*Charltona cervinella*, ♂. 1.

SECT. I. Antennæ of male bipectinate, with short branches dilated at extremity.

Type. (1)†CHARLTONA KALA, Swinh. P. Z. S. 1885, p. 879, pl. 57. f. 4.
W. & S. India.

SECT. II. Antennæ of male with short uniseriate laminated branches.

(2)†CHARLTONA LAMINATA, n. sp.

♂. Head, thorax, and fore wing uniform black-brown, the last with diffused long black scales with pale bases in interspaces of inner and outer areas; abdomen and hind wing fuscous brown.

Hab. Burma. *Exp.* 34 mm.

(3)†CHARLTONA AURANTIFASCIA, n. sp.

Head and thorax fuscous grey, the vertex of head and patches on pro- and metathorax orange; abdomen orange. Fore wing dark silvery grey, with a broad orange fascia from base in and below cell and along vein 2 to beyond middle; a medial black line slightly excurved below costa, where there is an orange spot beyond it; a discocellular black lunule with an orange fascia from it to outer margin. Hind wing pale orange, with the apical area fuscous.

Hab. Accra; Gambia. *Exp.* ♂ 26, ♀ 40 mm.

(4)†CHARLTONA BIVITELLA, Moore, P. Z. S. 1872, p. 581, pl. 34.
f. 8. Bombay.

(5)†CHARLTONA CERVINELLA, Moore, P. Z. S. 1872, p. 581, pl. 34.
f. 7. W. & S. India.

†*Chilo interruptellus*, Moore, P. Z. S. 1872, p. 581, pl. 34. f. 5.

- (6)†CHARLTONA INCONSPICUELLA, Moore, P. Z. S. 1872, p. 582,
pl. 34. f. 6. Bombay.
- (7)†CHARLTONA DESISTALIS, Wlk. xxvii. 165; Moore, Lep. Ceyl.
iii. pl. 184. f. 10. Ceylon.
- (8)†CHARLTONA CONSOCIELLA, Wlk. xxvii. 159. Bengal.
- (9)†CHARLTONA DISCELLA, Wlk. xxvii. 141. S. Africa;
Madagascar.

SECT. III. Antennæ of male with long uniseriate branches.

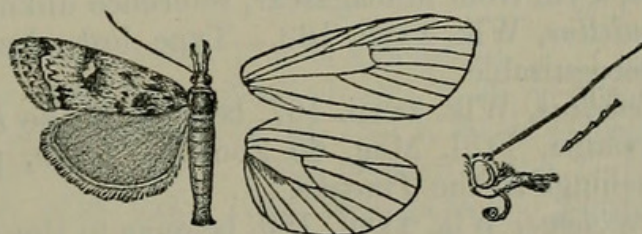
- (10)†CHARLTONA ORTELLA, Swinh. P. Z. S. 1886, p. 461, pl. 41.
f. 3. India.

Genus SCENOPLOCA.

Scenoploca, Meyr. Trans. N. Z. Inst. 1882, p. 9.

Palpi with a projecting tuft of hair below 2nd joint, the 3rd naked; maxillary palpi triangularly scaled; proboscis present; antennæ somewhat annulated and ciliated. Fore wing with veins 3, 4, 5 from near angle of cell; 7 from upper angle; 8, 9 stalked; 10, 11 free. Hind wing with vein 3 from before angle of cell; 4, 5 from angle; 6 from well below upper angle. Female with the wings aborted and incapable of flight.

Fig. 51.



Scenoploca petraula, ♂. ♀.

Type. *SCENOPLOCA PETRAULA, Meyr. Trans. N. Z. Inst. 1882, p. 9.
New Zealand.

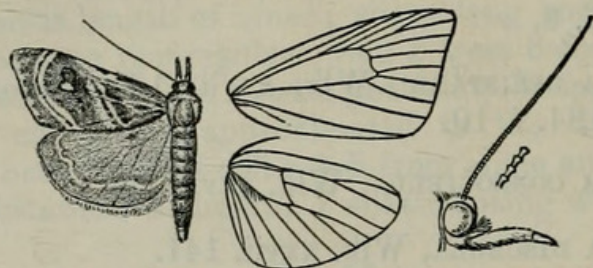
Genus GADIRA.

Gadira, Wlk. xxxv. 1742 (1866).

Cryptomima, Meyr. Trans. N. Z. Inst. 1882, p. 8.

Palpi projecting about twice the length of head, and thickly clothed with hair; maxillary palpi triangularly scaled; proboscis well developed; frons flat; antennæ somewhat annulate; tibiæ with the spurs long. Fore wing with the apex produced and acute; a tuft of raised scales at lower angle of cell; veins 3, 4, 5 from near angle; 6 from well below upper angle; 7 from angle; 8, 9 stalked; 10, 11 free. Hind wing with vein 3 from angle of cell; 4, 5 shortly stalked; 6 from well below upper angle.

Fig. 52.

*Gadira acerella*, ♂. $\frac{3}{2}$.

Type. †*GADIRA ACERELLA*, Wlk. xxxv. 1742. New Zealand.
Botys mehanga, Feld. Reis. Nov. pl. 137. f. 27.

List of unrecognized Genera.

- Seriocrambus stylatus*, Wallengr. Eugenies Reise, Lep. p. 383, pl. 7.
 f. 7. Argentina.
Elethya (*Prionopteryx*) *subscissa*, Christ. Hor. Ent. Ross. xii.
 p. 277, pl. vii. f. 18. Siberia.
Cephis galleriellus, Rag. Deutsch. e. Z., Lep. v. p. 295, pl. iii. f. 12.
 Tunisia.
Pachymorphis subductellus, Möschl. Abh. Senck. Ges. xvi. p. 324.
 Porto Rico.
Epichilo parvulus, Rag. Ann. Soc. Ent. Fr. 1888, p. 278. S. India.
Tauroscopis gorgopis, Meyr. Tr. N. Z. Inst. xx. p. 69. New Zealand.

Species described as CRAMBINÆ which are omitted.

- Chilo carnifex*, Cyl., from Madagascar, reference unknown.
Crambus patulellus, Wlk. xxvii. 163. Type lost, description not
 recognizable.
 „ *sinensellus*, Wlk. xxvii. 167, belongs to the *Pyraustinae*.
 „ *concinialis*, Fthl. Mag. de Zoologie, 1839, pl. 26. f. 2,
 belongs to the *Tineidae*.
 „ *leucocinctus*, Wlk. xxvii. 169, belongs to the *Phycitinae*.
 „ *ruptellus*, Wlk. xxvii. 173, belongs to the *Deltoidinae*.
 „ *vetustellus*, Wlk. xxvii. 176 = *cygnosellus*, Wlk. xxxv.
 1758, belongs to the *Phycitinae*.
 „ *ochraceellus*, Wlk. xxvii. 177, belongs to the *Tortricinae*.
Ciampa defixella, Wlk. xxvii. 180, belongs to the *Geometridae*.
Themna divisa, Wlk. xxvii. 186 = *Tunza promptella*, Wlk. 196 =
Doryodes acutaria, H.-S., belongs to the *Deltoidinae*.
Juncaria nonagrioides, Wlk. xxvii. 187, belongs to the *Noctuidae*.
Begunna xanthoides, Wlk. xxvii. 190, belongs to the *Tortricinae*.
Saфра metaphæella, Wlk. xxvii. 195, belongs to the *Tineidae*.
Samana falcata, Wlk. xxvii. 197, belongs to the *Geometridae*.
Adena xanthialis, Wlk. xxvii. 198, belongs to the *Pyraustinae*.
Acara morosella, Wlk. xxvii. 199, belongs to the *Galleriinae*.
Zekelita equalisata, Wlk. xxvii. 199, belongs to the *Deltoidinae*.
Aquita horridella, Wlk. xxvii. 200, belongs to the *Sarrothripinae*.
Pharga fasciculella, Wlk. xxvii. 201. Type lost, description not
 recognizable.

Arucha indicatalis, Wlk. xxvii. 202 = *Etiella zinckenella*, belongs to the *Phycitinae*.

Affa bipunctella, Wlk. xxvii. 202, belongs to the *Tortricinae*.

Phachthia lignigeralis, Wlk. xxx. 979, belongs to the *Deltoidinae*.

Tomissa concisella, Wlk. xxx. 978. Type lost, description not recognizable.

Ancylolomia siccella, Wlk. xxxv. 1750, belongs to the *Tineidæ*.

Crambus indotatellus, Wlk. xxxv. 1752 = *commixtalis*, Wlk., belongs to the *Pyraustinae*.

„ *acutellus*, Wlk. xxxv. 1753 = *venalis*, Grote, belongs to the *Pyraustinae*.

„ *bogotanellus*, Wlk. xxxv. 1754 = *helviusalis*, Wlk., belongs to the *Pyraustinae*.

„ *aurifusellus*, Wlk. xxxv. 1756, belongs to the *Anerastiinae*.

„ *melanospilellus*, Wlk. xxxv. 1759. Type lost, description not recognizable.

„ *dirutellus*, Wlk. xxxv. 1760. Type lost, description not recognizable.

Eromene apertella, Wlk. xxxv. 1762, belongs to the *Tortricidæ*.

Tauba venosella, Wlk. xxxv. 1767, belongs to the *Pyalidinae*.

Ertzica maximella, Wlk. xxxv. 1768, belongs to the *Galleriinae*.

Batiana remotella, Wlk. xxxv. 1771. Type lost, description not recognizable.

Rupela degenerella, Wlk. xxviii. 524, belongs to the *Lithosiinae*.

Crambus fœdellus, Wlk. xxxv. 1757, belongs to the *Galleriinae*.

„ *tincticostellus*, Wlk. xxvii. 167, belongs to the *Pyraustinae*.

Catagela leucania, Feld. Reis. Nov. pl. 137. f. 13, belongs to the *Anerastiinae*.

Crambus sabulosellus, Wlk. xxvii. 178, is a *Scoparia*.

„ *trivirgatus*, Feld. Reis. Nov. pl. 137. f. 29, is a *Scoparia*.

„ *rotuellus*, Feld. Reis. Nov. pl. 137. f. 30, is a *Scoparia*.

Eromene transcissella, Wlk. xxxv. 1762, belongs to the *Tortricinae*.

Crambus humerellus, Wlk. xxxv. 1758, belongs to the *Tortricinae*.

„ *submarginellus*, Wlk. xxxv. 1760, belongs to the *Tortricidæ*.

Mixophila renatusalis, Wlk. xvii. 484 = *Crambus ermineus*, Moore, Lep. Ceyl. iii. p. 580, pl. 184. f. 7 = *Angonia crambidalis*, Snell. Tijd. v. Ent. 1893, p. 56, pl. 3. f. 1, belongs to the *Hydrocampinae*.

Crambus whiteleyi, Butl. Ill. Het. iii. p. 78, pl. 60. f. 2, is a *Hypena*.

„ *sabulinus*, Butl. A. M. N. H. 1879, iv. p. 455, belongs to the *Phycitinae*.

„ *occultilinea*, Wlk. xxvii. 168. Type lost, description not recognizable.

Bulina solitella (*Libuna*, Moore, Lep. Ceyl. iii. p. 379), Wlk. xxxv. 1767. Type lost, description not recognizable.

Diptycophora inornata, Butl. Trans. Ent. Soc. 1886, p. 440, belongs to the *Noctuidæ*.

Surattha eremialis, Swinh. P. Z. S. 1889, p. 422, belongs to the *Pyrulinae*.

Ugra parallela, Wlk. xxvii. 189, belongs to the *Chrysauginæ*.

Cirrochrista diaphana, Hmps. Ill. Het. viii. p. 135, pl. 155. f. 11, belongs to the *Pyraustinae*.

Pelena unicolor, Moore, Lep. Ceyl. iii. p. 386, pl. 184. f. 16, belongs to the *Hydrocampinae*.

Taseopteryx sericea, Butl. Trans. Ent. Soc. 1883, p. 63, belongs to the *Deltoidinae*.

Metothemma angulipennis, Butl. Trans. Ent. Soc. 1883, p. 62, belongs to the *Deltoidinae*.

„ *acuminata*, Butl. Trans. Ent. Soc. 1883, p. 62, belongs to the *Deltoidinae*.

„ *striata*, Butl. Trans. Ent. Soc. 1883, p. 63, belongs to the *Deltoidinae*.

Eromene vetustella, Wlk. xxxv. 1763, is a *Nola*.

Crambus perspicuus, Wlk. Ent. v. 155. Type lost, description not recognizable.

ADDENDUM (Feb. 18, 1896).

SEDENIA, Guen. Delt. & Pyr. p. 249 (1854), before *Eromene*, from which it is distinguished by the abortion of the proboscis.

Type. SEDENIA CERVALIS, Guen. p. 250, pl. 3. f. 3 = †*itonusalis*, Wlk. xviii. 794, and †*pictoalis*, xix. 1016. Australia.

SEDENIA RUPALIS, Guen. p. 250. Australia.

6. On *Uintacrinus*: a Morphological Study.

By F. A. BATHER, M.A.¹

[Received December 3, 1895.]

(Plates LIV., LV., & LVI.)

CONTENTS.

- | | |
|---|--|
| 1. Introduction and History of Discovery, p. 974. | 4. Summary, p. 1002. |
| 2. Morphological Description of <i>Uintacrinus socialis</i> , p. 978. | 5. The Literature of <i>Uintacrinus</i> , p. 1003. |
| 3. The Relations of <i>Uintacrinus</i> , p. 995. | 6. Explanation of the Plates, p. 1004. |

1. INTRODUCTION AND HISTORY OF DISCOVERY.

Among those extinct forms that have evoked the curiosity of naturalists, the peculiar unstalked crinoid *Uintacrinus* holds a foremost place. Not merely its rarity and its beauty have caused it to receive unusual attention, but also the circumstances that, though found in the Cretaceous rocks, it reminds one strongly of forms extinct since the Carboniferous period, and yet cannot be joined to them, so far as we are aware, by any chain of ancestors. Like the other unstalked and free-swimming crinoid of the Chalk, *Marsupites testudinarius*, it is a forlorn foundling, with not even a birth-mark to reveal its parentage. The riddle with which *Uintacrinus* perpetually challenges the naturalist may perhaps be

¹ Communicated by Sir W. H. FLOWER, K.C.B., P.Z.S.



Hampson, George Francis. 1896. "On the classification of the Schoenobiinae and Crambinae, two subfamilies of moths of the family Pyralidae." *Proceedings of the Zoological Society of London* 1895, 897–974.

View This Item Online: <https://www.biodiversitylibrary.org/item/97158>

Permalink: <https://www.biodiversitylibrary.org/partpdf/69596>

Holding Institution

Natural History Museum Library, London

Sponsored by

Natural History Museum Library, London

Copyright & Reuse

Copyright Status: Public domain. The BHL considers that this work is no longer under copyright protection.

This document was created from content at the **Biodiversity Heritage Library**, the world's largest open access digital library for biodiversity literature and archives. Visit BHL at <https://www.biodiversitylibrary.org>.