

TWO NEW SPECIES OF *PROEULIA* FROM THE DESVENTURADAS ISLANDS (TORTRICIDAE)

J. F. GATES CLARKE

Department of Entomology, NHB 127, Smithsonian Institution,
Washington, D.C. 20560

ABSTRACT. The species *Proeulia clenchi* and *P. kuscheli* are described.

In November 1960, Dr. Guillermo Kuschel visited San Ambrosio in the Desventuradas Islands (Chile), and made a small collection of Lepidoptera, mostly Microlepidoptera. As far as I can ascertain, no Lepidoptera have been recorded previously from this island group.

The genus *Proeulia* apparently is restricted to mainland Chile and nearby islands. Clarke (1962, 1965) recorded two species from the Juan Fernandez Islands and Obraztsov (1964) recorded nine species from central Chile. The two species described in this paper bring the total for the genus to thirteen and extend the range to the Desventuradas.

Genus *Proeulia* Clarke

Proeulia Clarke, 1962, p. 293. (Type species: *Eulia robinsoni* Aurivillius, 1922, in Skottsberg, The Natural History of Juan Fernandez and Eastern Island, 3(part 2): p. 266, Pl. 11, Fig. 17 [by original designation].)

Proeulia clenchi Clarke, new species


Fig. 1, 3, 5

Description. Wing expanse 20-22 mm. Labial palpus pale ochraceous buff; second segment suffused grayish on outer side; third segment suffused grayish. Antenna grayish fuscous. Head buff, speckled grayish fuscous anteriorly. Thorax buff, suffused grayish fuscous, tegula buff. Forewing ground color pale ochraceous buff with scattered grayish fuscous irroration; along costa a series of small grayish-fuscous dots; from middle of costa an ill-defined outwardly oblique grayish-fuscous fascia extends to base of veins 2 and 3; in some specimens, along dorsum, ill-defined grayish-fuscous spots; cilia grayish-fuscous. Hindwing pale buff mottled grayish fuscous. Foreleg buff; tibia and tarsal segments marked grayish fuscous; midleg and hindleg buff with little or no grayish suffusion. Abdomen grayish fuscous dorsally; buff ventrally.

Male genitalia. USNM 24766. Harpe about twice as long as broad, cucullus rounded; sacculus thickened distally ending in a point; costa not appreciably sclerotized. Gnathos curved, broad distad, terminating in a point. Uncus very slender, curved. Socius long, pendant. Vinculum U-shaped. Tegumen about as long as broad. Anellus a sclerotized plate with a median protuberance. Transtilla a simple lightly sclerotized band with a median posterior point. Aedeagus moderately stout, bluntly pointed; cornuti two, one long and flattened, the other slender and shorter (in the figure, one is superimposed over the other and the two appear as one).

Female genitalia. USNM 24767. Ostium very broad. Inception of ductus seminalis from ventral surface of bursa copulatrix near cestum. Ductus bursae very short, membranous. Bursa copulatrix pearshaped, inner surface lightly rugose; cestum a pointed protrusion.

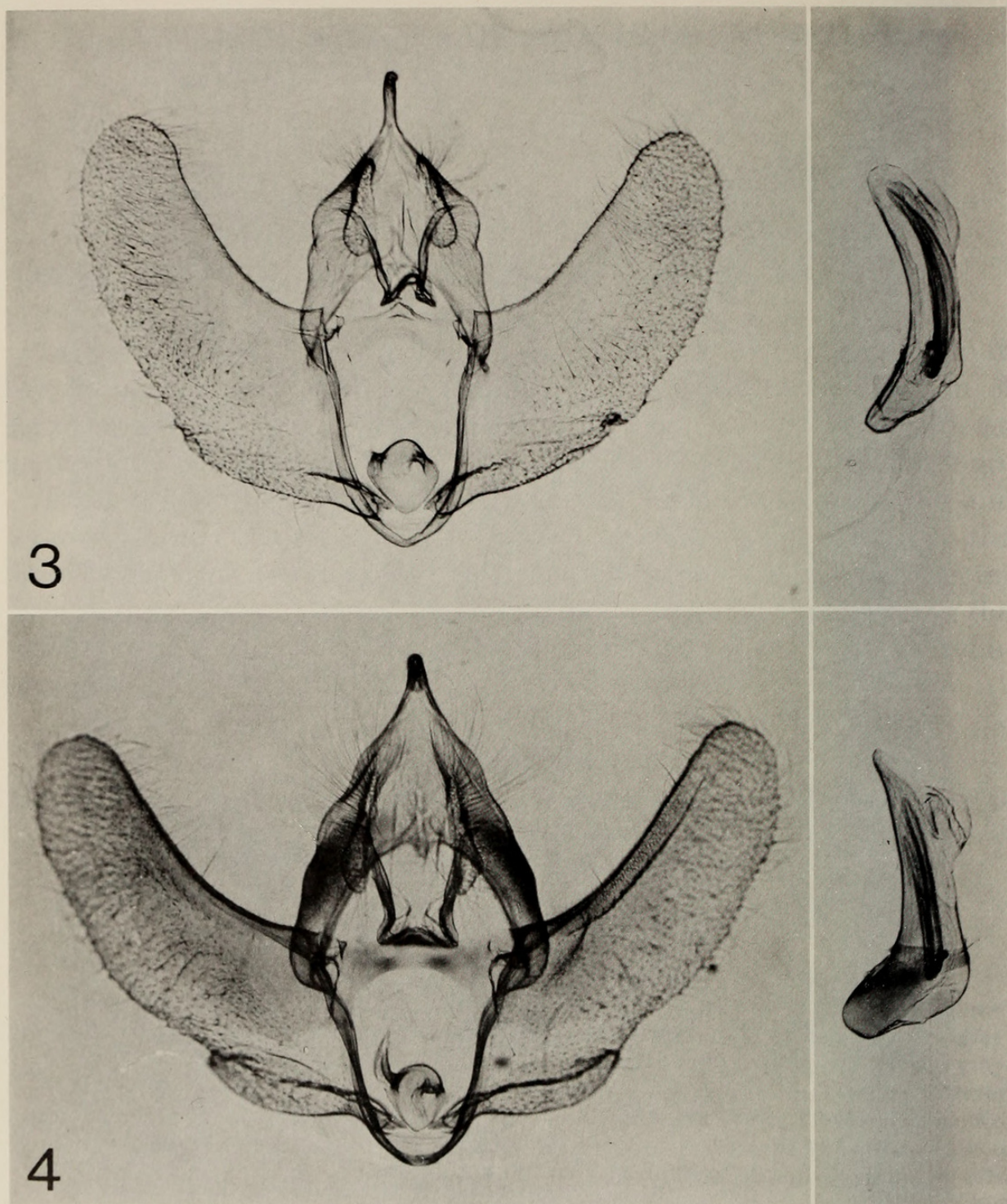
Type. Holotype: USNM 76531. Described from the Holotype ♂, San Ambrosio



FIGS. 1-2. 1, *Proeulia clenchi*, new species: Holotype ♂. 2, *Proeulia kuscheli*, new species: Holotype ♂. Photograph by V. E. Krantz.

Island, elev. 450 m, 8 Nov. 1960 and 3 ♂ and 2 ♀ paratypes from the same locality, elev. 400-450 m, collected 8-14 Nov. 1960.

Remarks. *Proeulia clenchi* appears to be most closely related to *P. auraria* (Clarke) (1949, p. 583) but differs from it by the darker ground color of forewing, the broader cucullus and the shorter cestum. The known distribution is San Ambrosio Island.



FIGS. 3-4. 3, *Proeulia clenchi*, new species: ventral view of male genitalia with aedeagus on right. 4, *Proeulia kuscheli*, new species: ventral view of male genitalia with aedeagus on right. Photograph by V. E. Krantz.

This species is named in honor of the late Harry K. Clench who is greatly missed by all of us.

***Proeulia kuscheli* Clarke, new species**

Figs. 2, 4

Description. Wing expanse 18 mm. Labial palpus olive; second segment white on most of inner side and ventrally. Antenna olive. Head olive with scattered whitish

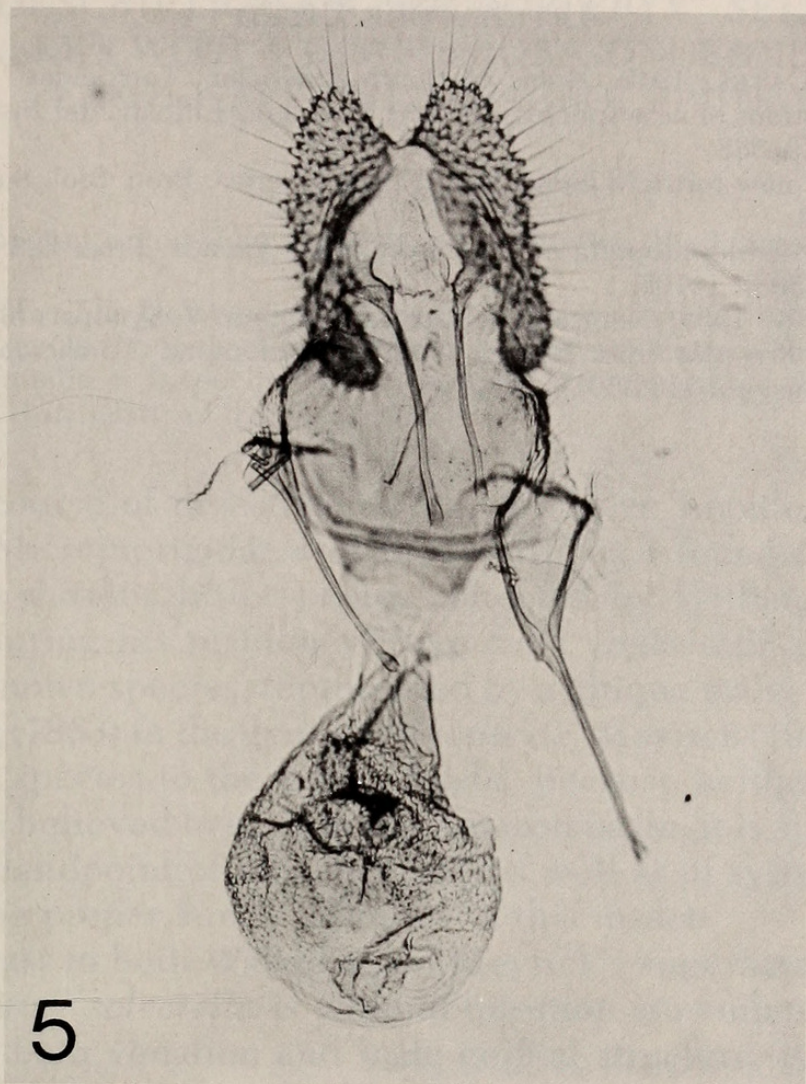


FIG. 5. *Proeulia clenchi*, new species: ventral view of female genitalia. Photograph by V. E. Krantz.

scales. Thorax olive with a few whitish scales posteriorly; tegula white-tipped. Forewing ground color olive, without discernible contrasting markings; cilia concolorous. Hindwing white except for olive coloring around margins. Foreleg white overlaid olive on outer side; midleg similar; hindleg whitish; tarsal segments marked olive. Abdomen olive dorsally, ventrally grayish with olive irroration.

Male genitalia. USNM 24765. Harpe broadest at base, gently tapered to the rounded cucullus; sacculus fleshy, produced as a blunt point distally; costa strongly sclerotized. Gnathos rather broad, curved, and triangular distally. Uncus very slender, curved. Socius long, pendant. Vinculum narrowly U-shaped. Tegumen subtriangular, very strongly sclerotized laterally. Anellus a sclerotized plate with a median bulge. Transstilla a simple, lightly sclerotized band, narrowest at middle. Aedeagus stout, strongly angled subbasally, distally pointed; cornuti two, very long, one slightly longer than the other.

Type. Holotype: USNM 76530. Described from the Holotype ♂, San Ambrosio Island, elev. 450 m. The holotype is labeled "on flowers of *Thamnosseris lacerata* Phil."

Remarks. This species is distinguished from any other described member of the genus by the solid ground color of the forewing and its olive-bordered white hindwing.

It gives me great pleasure to name this species in honor of my good friend Dr. Guillermo Kuschel, collector of the specimen.

LITERATURE CITED

- CLARKE, J. F. GATES. 1949. Notes on South American "Tortricidae" (Lepidoptera) and descriptions of new species. De Acta Zoologica Lilloana del Instituto "Miguel Lillo" 7: 579-588.
- 1962. A new tortricid genus from South America. Proc. Biol. Soc. Washington 75: 293-294.
- 1965. Microlepidoptera of Juan Fernandez Islands. Proc. U.S. National Museum 117(3508): 1-105.
- OBRAZTSOV, N. S. 1964. Neotropical Microlepidoptera. V. Synopsis of the species of the genus *Proeulia* from central Chile (Lepidoptera: Tortricidae). Proc. U.S. National Museum 116(3501): 183-195.



Clarke, J. F. Gates. 1980. "2 NEW SPECIES OF PROEULIA FROM THE DESVENTURADAS ISLANDS CHILE TORTRICIDAE." *Journal of the Lepidopterists' Society* 34, 182–186.

View This Item Online: <https://www.biodiversitylibrary.org/item/128488>

Permalink: <https://www.biodiversitylibrary.org/partpdf/81158>

Holding Institution

Smithsonian Libraries and Archives

Sponsored by

Biodiversity Heritage Library

Copyright & Reuse

Copyright Status: In Copyright. Digitized with the permission of the rights holder.

License: <http://creativecommons.org/licenses/by-nc-sa/3.0/>

Rights: <https://www.biodiversitylibrary.org/permissions/>

This document was created from content at the **Biodiversity Heritage Library**, the world's largest open access digital library for biodiversity literature and archives. Visit BHL at <https://www.biodiversitylibrary.org>.