

The genus *Granulina* (Gastropoda, Marginellidae) from the Atlantic Iberian Pliocene with description of a new species from Portugal

El género *Granulina* (Gastropoda, Marginellidae) en el Plioceno Atlántico Ibérico y descripción de una especie nueva para Portugal

Rafael LA PERNA*, Bernard LANDAU** and Carlos Marques da SILVA***

Recibido el 27-XI-2001. Aceptado el 16-IX-2002

ABSTRACT

The marginellid *Granulina choffati* n.sp. is described from Pliocene, uppermost Zanclean to lower Piacenzian, shallow-water sandy beds cropping out in central-west Portugal. This is the first record of *Granulina* from the Atlantic European Pliocene. *G. choffati* n.sp. is markedly similar to *G. elliptica* La Perna, 2000, known from the Pliocene of Sicily, and both species share close similarities to the Recent West African species *G. nofronii* Smriglio, Gubbioli and Mariottini, 2001. The two Pliocene species are regarded as thermophilic elements of southern affinity. The Pliocene distribution of *Granulina* in the East Atlantic ranged at least up to 40°N along the Iberian coasts and it is hypothesized that this limit shifted southward because of the Plio-Pleistocene cooling pulses.

RESUMEN

Se describe una nueva especie de Marginellidae, *Granulina choffati* n.sp., procedente de afloramientos arenosos someros del Plioceno (Zancliense superior-Piacenziense) en el centro-oeste de Portugal. Esta es la primera cita del género *Granulina* para el Plioceno Atlántico Europeo. *G. choffati* n.sp. es muy similar a *G. elliptica* La Perna, 2000, conocida en el Plioceno de Sicilia, y ambas especies muestran marcadas semejanzas a la especie actual del oeste de África, *G. nofronii* Smriglio, Gubbioli y Mariottini, 2001. Las dos especies pliocénicas se consideran elementos termófilos con afinidad meridional. La distribución de *Granulina* en el Plioceno del Este Atlántico llegaba hasta al menos 40° N en la costa ibérica y se presume que este límite se haya trasladado hacia el sur a causa de crisis de enfriamiento plio-pleistocénico.

KEY WORDS: Gastropoda, *Granulina*, new species, paleobiogeography, palaeoclimatology, Pliocene, Portugal.

PALABRAS CLAVE: Gastropoda, *Granulina*, especie nueva, paleobiogeografía, paleoclimatología, Plioceno, Portugal.

* Dipartimento di Geologia e Geofisica, Università di Bari, Via E. Orabona 4, I-70125 Bari, Italia (r.laperna@geo.uniba.it)

** International Health Centres, Avenida Infante de Henrique 7, Areias São João, P-8200 Albufeira, Portugal (bernie.landau@btinternet.com)

*** Departamento e Centro de Geologia, Universidade de Lisboa, Rua da Escola Politécnica 58, P-1250-102 Lisboa, Portugal (Paleo.Carlos@fc.ul.pt)

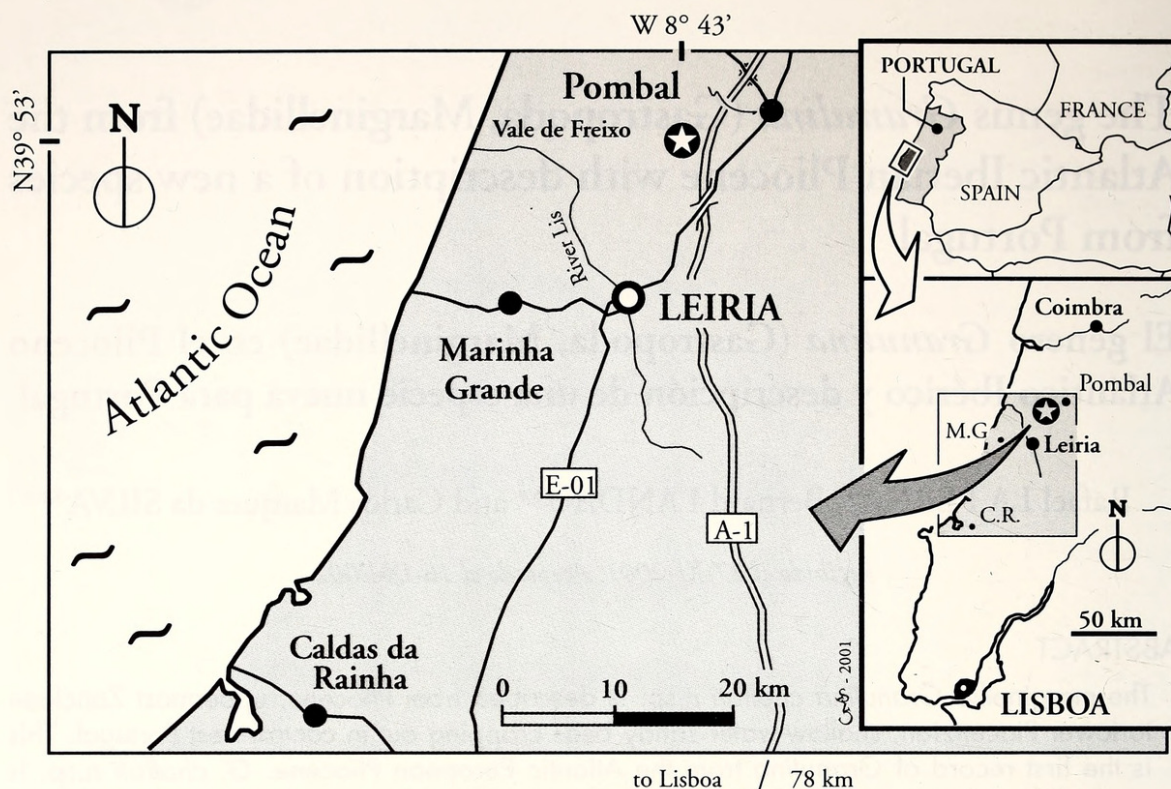


Figure 1. Location of the Vale de Freixo Pliocene outcrop in central-west Portugal.
 Figura 1. Localización del yacimiento de Vale de Freixo en en centro-oeste de Portugal.

INTRODUCTION

Several recent works devoted to the marginellid genus *Granulina* Jousseame, 1888 have provided a fairly good knowledge of the composition of this genus in the Mediterranean and the adjacent Atlantic (Ibero-Moroccan Gulf south to Gulf of Guinea), and also in the Mediterranean Pliocene and Pleistocene (LA PERNA, LANDAU AND MARQUET, 2002, with references).

Granulina is a "southern" genus, not present in the North European waters. The Iberian coasts are the northernmost area of distribution of this genus in the East Atlantic, but little is known about its occurrence in this area. NOBRE (1936) reported *G. clandestina* (Brocchi, 1814) from Portugal with no precise indication of locality, but this record was based on a misidentification, as *G. clandestina* is an extinct Pliocene species whose name was widely and uncritically used until the revision made by GOFAS (1992). A list of modern European and Northwest African marginellids (MUÑIZ SOLIS,

1987) and a recent popular book on Portuguese molluscs (MACEDO, MACEDO AND BORGES, 1999) reported several species of *Granulina*, including "*G. clandestina*". None of the other species reported, *G. guancha* (d'Orbigny, 1839), *G. minusculina* (Locard, 1897) and *G. parvulina* (Locard, 1897) (= *G. occulta* Monterosato, 1869) is proved to occur north of the Ibero-Moroccan Gulf. GOFAS (1992) stated that no species of this genus has ever been found in the Biscay Bay. Although the occurrence of *Granulina* in the Ibero-Moroccan Gulf is documented (GOFAS, 1992), no species was found in the Sagres and Olhão areas (southern Portugal, Ibero-Moroccan-Gulf), in spite of extensive samplings carried on by the Muséum National d'Histoire Naturelle (Paris) in 1988 (Gofas, pers. comm.). Therefore, the northern limit of *Granulina* in the Eastern Atlantic must be within the Ibero-Moroccan Gulf excluding the southern Portugal, at least for the shelf species (Fig. 10).

No representative of *Granulina* had been so far reported from the Atlantic European Pliocene, but there are a few records from the Upper Oligocene and Lower Miocene of the Aquitaine basin and from the Upper Oligocene of the North Sea basin (LOZOUET, 1997 and pers. comm., 2002). Recent studies on a rich molluscan fauna from Pliocene beds cropping out at Vale de Freixo, in central-west Portugal (Fig. 1), allowed the discovery of several specimens of the genus, most of them belonging to an undescribed species. Nevertheless, this new species is not the only one of the

genus occurring at Vale de Freixo, a single shell of another one was found, but it is too badly preserved to be unequivocally determined. It is however similar to *G. detruncata*, recently described from the Pliocene of Malaga (southern Spain) by LA PERNA ET AL. (2002).

Like the previous study on the Pliocene species from the southern Iberian Peninsula (LA PERNA ET AL., 2002), the present work focuses on the history of *Granulina* in the Mediterranean and adjacent Atlantic through the Plio-Quaternary.

SYSTEMATICS

Class GASTROPODA Cuvier, 1797

Order NEOGASTROPODA Thiele, 1929

Family MARGINELLIDAE Fleming, 1828

Genus *Granulina* Jousseame, 1888

Granulina choffati n.sp. (Figs. 2-6)

Type material: Holotype and 3 paratypes, National Natural History Museum of the Lisbon University (MNHN/UL.II.413-416), 9 paratypes in B. Landau coll., 1 paratype in R. La Perna coll.

Examined material: Only the type material.

Type locality: Vale de Freixo, Pombal region in central-west Portugal (Fig. 1), Pliocene, uppermost Zanclean to lower Piacenzian fine sandy beds.

Etymology: After Léon-Paul Choffat (born in 1849, in Porrentruy; died in 1919, in Lisbon), classical Portuguese geologist and palaeontologist of Swiss origin who discovered and studied the first Pliocene outcrops and molluscan faunas from Portugal.

Description: Shell minute, with immersed spire, elliptic-elongate in shape, maximum diameter at mid-length of shell, length/diameter *ca* 1.5. Posterior end slightly truncated to rounded, covered by a thin more or less developed callus. Siphonal notch faintly distinct. Lip moderately thickened, forming a regular arch, broader at mid length. Lip denticulations moderately fine, well defined, somewhat roundish. Four columellar plications, the uppermost two slightly smaller, obscurely excavated inside aperture by a shallow sulcus. Thin ill-defined inner parietal callus ridge running from posterior end to columellar plications. Outer parietal callus not distinct. Aperture narrow. Surface smooth but crossed by fairly

well distinct growth striae. Holotype: length 2.1 mm, diameter 1.4 mm. Paratypes: length 1.8 to 2.2 mm.

Distribution: So far, only known from the type locality. The material comes from a Pliocene mostly sandy sequence, containing a particularly diverse and well preserved fauna. Recent studies on this fauna (GILI, SILVA AND MARTINELL, 1995; SILVA, 1996; NOLF AND SILVA, 1997; SILVA, LANDAU AND MARTINELL, 2000; SILVA, 2001) indicate a marine shallow-water (infralittoral) environment with relatively high water temperatures. The age of the Vale de Freixo fauna was referred to uppermost Zanclean to lower Piacenzian (*Discoaster tamalis*, CN12a, biozone of OKADA AND BUKRY, 1980) by CACHÃO (1990; emended by SILVA, 2001,

by means of Strontium $^{87}\text{Sr}/^{86}\text{Sr}$ dating) and to the Mediterranean Pliocene Molluscan Unit 1 of RAFFI AND MONEGATTI (1993) and MONEGATTI AND RAFFI (2001) by SILVA (2001). For general stratigraphical setting, Vale de Freixo graphic columnar section, and additional references see SILVA ET AL. (2000).

Remarks: The most similar fossil species is *Granulina elliptica* La Perna, 2000 (Figs. 7-9) described from the Lower-Middle Pliocene of Sicily (LA PERNA, 2000) (Fig. 10). In both species the shell has a markedly elliptic shape, with maximum diameter at mid length. Such a shape is rather unusual for the genus, since the maximum diameter often is within the posterior (adapical) third, giving an ovate (rather than elliptic) shell outline. *G. choffati* n.sp. is even more regularly elliptic than *G. elliptica*, in which the maximum diameter tends to be slightly above the mid point. A parietal callus ridge almost inside the aperture is present in the shell of both species, as well as an inner parietal sulcus producing an "excavation" of columellar plications (LA PERNA ET AL., 2002). However, the callus ridge, sulcus and excavated plications are much more developed in *G. elliptica* than in *G. chof-*

fati n.sp., and these are the main distinctive features between these species. Lip denticulations are somewhat roundish in both species, particularly in *G. elliptica*, in which they are also notably coarser. The outer parietal callus (LA PERNA, 1999; LA PERNA ET AL., 2002) is not distinct in both species. In *G. elliptica* the shell is more swollen, and the outer lip lacks the central broadening which is more or less developed in *G. choffati* n.sp. It is also worth noting the shallow-water (infralittoral) distribution of both species.

A Recent shelf species, *G. nofronii*, recently described by SMRIGLIO, GUBBIOLI AND MARIOTTINI (2001) from Northwest Africa (Western Sahara and Mauritania) shares similarities with the two Pliocene species. Its elliptic shape is particularly similar to that of *G. choffati* n.sp., including a certain broadening of the lip in its median part. Also plications shape and callus ridge strength are particularly similar to those of *G. choffati* n.sp., while the coarse lip denticulation resembles that of *G. elliptica*. *G. nofronii* differs from both species by being a little larger, slightly more slender and rostrated, and with a better defined siphonal slope-break.

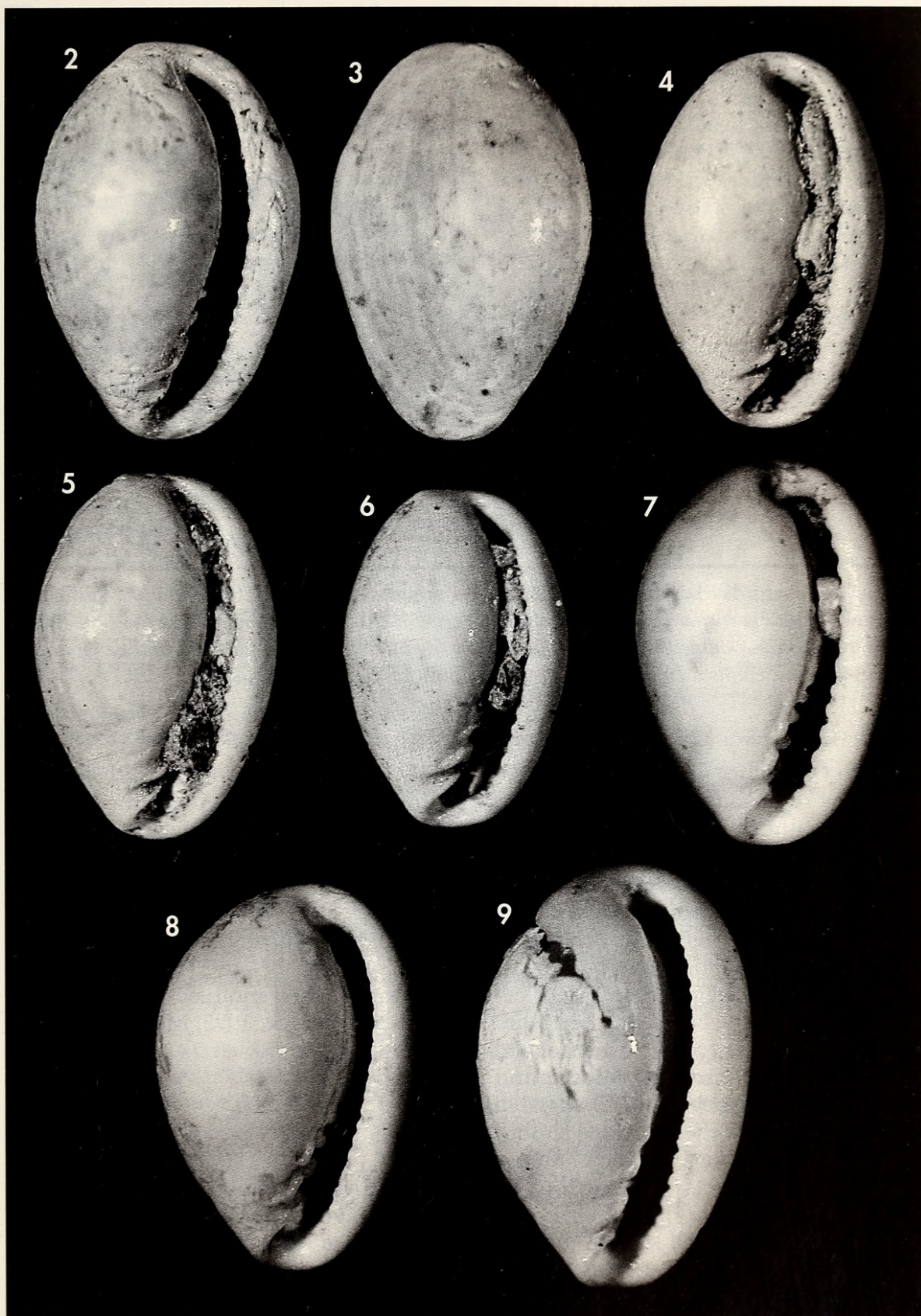
DISCUSSION

Although most species of *Granulina* differ from one other only by subtle conchological differences, a number of shell features have been recently considered (GOFAS, 1992; LA PERNA, 1999; BOYER AND ROLÁN, 1999; LA PERNA ET AL., 2002). As discussed by LA PERNA ET AL. (2002), morphological affinities may be of help to infer phyletic closeness within this genus, in spite of such a monotonous conchological pattern. An attempt of clustering some Pliocene, Pleistocene and Recent species was made by LA PERNA ET AL. (2002).

When *G. elliptica* was described, the impossibility to recognise any marked similarity with other fossil or living species was stressed, but the finding of *G. choffati* n.sp. now deprives *G. elliptica*

of such a "uniqueness". These two species are so similar that a close phyletic relation between them is highly likely.

LA PERNA ET AL. (2002) recognised amongst the Mediterranean Pliocene shelf species of *Granulina* a mixture of warm and warm-temperate taxa, due to the occurrence of some extinct species with "African affinities", such as *G. clandestina* (a similar Recent species, *G. parilis* Gofas and Fernandes, 1988, is known from the Gulf of Guinea), together with a more temperate stock, well represented by *G. marginata* (Bivona, 1832) and *G. boucheti* Gofas, 1992, which are now the most common shallow-water species of the genus in the Mediterranean.



Figures 2-6. *Granulina choffati* n.sp. 2, 3: holotype, 2.1 mm; 4: paratype 1, 2.0 mm; 5: paratype 2, 2.0 mm; 6: paratype 3, 1.8 mm. Figures 7-9. *Granulina elliptica*. 7: holotype, 2.1 mm; 8: paratype, 2.1 mm; 9: paratype, 2.3 mm.

Figuras 2-6. *Granulina choffati* n.sp. 2, 3: holotipo, 2.1 mm; 4: paratipo 1, 2.0 mm; 5: paratipo 2, 2.0 mm; 6: paratipo 3, 1.8 mm. Figuras 7-9. *Granulina elliptica*. 7: holotipo, 2.1 mm; 8: paratipo, 2.1 mm; 9: paratipo, 2.3 mm.

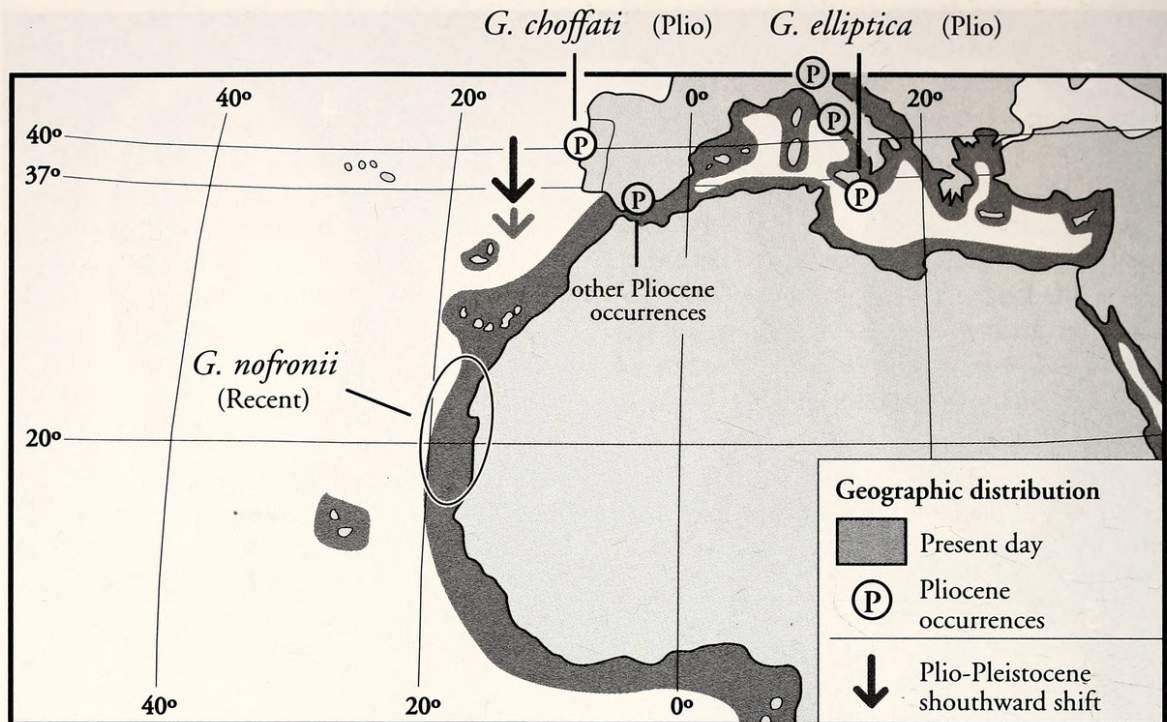


Figure 10. Present day Eastern Atlantic and Mediterranean distribution of *Granulina* and occurrences of *Granulina choffati* n.sp., *G. elliptica* La Perna, 2000, and *G. nofronii* Smriglio et al., 2000. *Figura 10. Distribución actual en el Atlántico este y Mediterráneo de Granulina y citas de Granulina choffati* n.sp., *G. elliptica* La Perna, 2000, and *G. nofronii* Smriglio et al., 2000.

Also *G. elliptica* and *G. choffati* n.sp. may thus represent a group of species with a southern affinity, if the West African *G. nofronii* is regarded as a living representative of the same lineage. This does not imply a direct phyletic relation between these two species (i.e., *G. elliptica* may be not the ancestor of *G. choffati* n.sp., or vice-versa). For the time being, the key point is to recognize groups of closely related species, sharing similar ecologic and biogeographic distribution. Changes in the distribution of these groups should be referred to major climatic changes, whose strong effects on distribution and diversity of Plio-Pleistocene benthic faunas are well known (e.g., DI GERONIMO, DI GERONIMO, LA PERNA, ROSSO AND SANFILIPPO, 2001; MONEGATTI AND RAFFI, 2001). Also the distribution and composition of *Granulina* and of marginellids in general, which typically have a warm-water distribution, must have been controlled by the Plio-Pleistocene cooling events. Actu-

ally, the diversity of *Granulina* in the shelf waters was higher in the Pliocene than in the present days (LA PERNA ET AL., 2002 and unpubl. data; CHIRLI, 2002). Extinction of warm-water taxa, and/or local disappearance due to southward shifting, is the most important aspect of the Plio-Pleistocene history of shelf molluscs (e.g., STANLEY AND RUDDIMAN, 1995; MONEGATTI AND RAFFI, 2001).

CONCLUSIONS

During the Pliocene, the genus *Granulina* ranged at least up to ca. 40°N (the latitude of Vale de Freixo) along the West Iberian coasts (Fig. 10). It should be admitted that such a Pliocene distribution represented but a step in the overall southward shift of *Granulina* in the Eastern Atlantic since its appearance (or its first documented occurrence) at higher latitudes in the Upper Oligocene (see introduction). Other Portuguese

Pliocene gastropod taxa show evidences of a similar southward migration (e.g., among *Nassarius*, GILI, SILVA AND MARTINELL, 1995; *Solariella*, SILVA, LANDAU AND MARTINELL, 2000). From the Middle Pliocene (ca. 3.0 Ma) on, the southward shift of the Atlantic species of *Granulina* was, probably, more intense than previously, reflecting the successive Plio-Pleistocene sharp cooling pulses, the species with stronger thermophilic affinities becoming rapidly extinct. The same pattern of extinction and/or local disappearance also occurred in the Mediterranean, where, simultaneously, some endemic taxa were appearing (LA PERNA ET AL., 2002).

BIBLIOGRAPHY

- BOYER, F. AND ROLÁN, E. 1999. *Granulina fernandesi* (Gastropoda: Volutacea), a new species from Cape Verde Islands, and some considerations on the genus *Granulina*. *Iberus*, 17 (2): 1-10.
- CACHÃO, M., 1990. Posicionamento biostratigráfico da Jazida Pliocénica de Carnide (Pombal). *Gaia*, 2: 11-16.
- CHIRLI, C., 2002. *Malacofauna Pliocenica Toscana*. Vol. 3. *Muricoidea e Cancellarioidea*. Stamperia e Legatoria Pisana, Agnano Pisano, 92 pp. + 37 pls.
- DI GERONIMO, I., DI GERONIMO, R., LA PERNA, R., ROSSO, A. AND SANFILIPPO, R., 2001. Cooling evidence from Pleistocene shelf assemblages in SE Sicily. In Hart, M.B (Ed.): *Climates: Past and Present*. Geological Society, London, Special Publication, 181: 113-120.
- GILI, C., SILVA, C.M. DA AND MARTINELL, J., 1995. Pliocene nassariids (Mollusca: Neogastropoda) of central-west Portugal. *Tertiary Research*, 15 (3): 95-110.
- GOFAS, S., 1992. Le genre *Granulina* (Marginellidae) en Méditerranée et dans l'Atlantique Oriental. *Bollettino Malacologico*, 28 (1-4): 1-26.
- LA PERNA, R., 1999. Pleistocene and Recent Mediterranean species of *Granulina* (Gastropoda, Marginellidae), with description of four new species. *Bollettino Malacologico*, 34 (1-4): 43-52.
- LA PERNA, R., 2000. *Granulina elliptica* n. sp. and comments on the Mediterranean Pliocene species of *Granulina* (Gastropoda, Marginellidae). *Bollettino Malacologico*, 35 (1-4): 53-55.
- LA PERNA, R., LANDAU, B. AND MARQUET, R., 2002. Species of *Granulina* (Gastropoda, Marginellidae) from the Pliocene of Málaga (southern Spain) with description of four new species. *Cainozoic Research*, 1 (1-2): 111-120.
- LOZOUET, P., 1997. Le domaine atlantique européen au Cénozoïque moyen: diversité et évolution des gastéropodes. Unpublished Thesis (Paris MNHN), 309 pp. + annexes 52 pp., 112 figs.
- MACEDO, M.C., MACEDO, M.I. AND BORGES, J.P., 1999. *Conchas Marinhas de Portugal*. Editorial Verbo, Lisboa, 516 pp.
- MONEGATTI, P. AND RAFFI, S., 2001. Taxonomic diversity and stratigraphic distribution of Mediterranean Pliocene bivalves. *Palaeogeography, Palaeoclimatology, Palaeoecology*, 165: 171-193.
- MUÑOZ SOLIS, R., 1987. Catalogo preliminar de la familia Marginellidae Fleming, 1828 (Gastropoda, Prosobranchia) en las provincias Lusitana, Mediterránea y Mauritana. *Reseñas Malacológicas*, V, Sociedad Española de Malacología, 60 pp.
- NOBRE, A., 1936. *Moluscos Marinhos de Portugal*. II vol. Companhia Editora do Minho, Barcelos, 378 pp.
- NOLF, D. AND SILVA, C.M. DA, 1997. Otolithes de poissons pliocènes (Plaisancien) de Vale de Freixo, Portugal. *Revue de Micropaléontologie*, 40 (3): 273-282.
- OKADA, H. AND BUKRY, D., 1980. Supplementary modification and introduction of code numbers to the low-latitude coccolith biostratigraphic zonation. *Marine Micropaleontology*, 5: 321-325.

ACKNOWLEDGEMENTS

The authors wish to acknowledge Pierre Lozouet (Muséum National d'Histoire Naturelle, Paris) and Serge Gofas (Universidad de Málaga) for relevant information, Isabel Puigdevall (Università di Bari) for her kind assistance with Spanish language, two anonymous referees and Serge Gofas for critical reading and comments.

Contribution of the Portuguese FCT Project 32724/99-Comparative (palaeo)-environmental analysis of oceanic and coastal domains, over the last 20 Ma, based on calcareous nannoplankton (CANAL), co-financed by FEDER.

- RAFFI, S. AND MONEGATTI, P., 1993. Bivalve taxonomic diversity throughout the Italian Pliocene as a tool for climatic-oceanographic and stratigraphic inferences. Proc. 1st RCANS Congr., Lisbon 1992. *Ciências da Terra (UNL)*, 12: 45-50.
- SILVA, C.M. DA, 1996. Moluscos pliocénicos da região de Caldas da Rainha - Marinha Grande - Pombal (Portugal). III. Neogastropoda. Conidae. *Gaia*, 12: 37-43.
- SILVA, C.M. DA, 2001. *Gastropodes Pliocénicos Marinhos de Portugal. Sistemática, Paleocologia, Paleobiologia, Paleobiogeografia*. Ph. D. Thesis, University of Lisbon, 747 pp.
- SILVA, C.M. DA, LANDAU B. AND MARTINELL J., 2000. The genus *Solariella* (Mollusca, Archaeogastropoda) from the Pliocene of Vale de Freixo, Portugal: palaeobiogeographic and palaeoclimatic implications. *Contributions to Tertiary and Quaternary Geology*, 37 (3-4): 57-65.
- SMRIGLIO, C., GUBBIOLI, F. AND MARIOTTINI, P., 2001. New data concerning the presence of *Granulina Jousseau*, 1888 (Neogastropoda, Cystiscidae) along the West African coast and description of four new species. *La Conchiglia*, 287: 54-59.
- STANLEY, S.M. AND RUDDIMAN, W.F., 1995. Neogene Ice Age in the North Atlantic Region: Climatic Changes, Biotic Effects, and Forcing Factors. In AAVV: *Effects of Past Global Change on Life*, Studies in Geophysics, Board on Earth Sciences and Resources, Communications on Geosciences, Environment, and Resources, National Research Council, National Academic Press, Washington D.C., pp. 118-133.



La Perna, Rafael., Landau, Bernard, and Silva, Carlos Marques da. 2003. "The genus *Granulina* (Gastropoda, Marginellidae) from the Atlantic Iberian Pliocene with description of a new species from Portugal." *Iberus : revista de la Sociedad*

Espan

~

ola de

Malacologi

,

a 21, 35-42.

View This Item Online: <https://www.biodiversitylibrary.org/item/133921>

Permalink: <https://www.biodiversitylibrary.org/partpdf/98356>

Holding Institution

Smithsonian Libraries and Archives

Sponsored by

Biodiversity Heritage Library

Copyright & Reuse

Copyright Status: Permission to digitize granted by the rights holder

Rights: <https://www.biodiversitylibrary.org/permissions/>

This document was created from content at the **Biodiversity Heritage Library**, the world's largest open access digital library for biodiversity literature and archives. Visit BHL at

<https://www.biodiversitylibrary.org/>
This file was generated 21 September 2023 at 17:20 UTC