

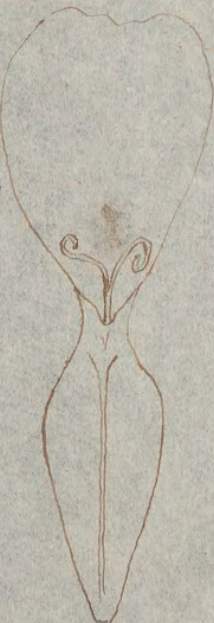


Jinnia multiflora



Jinnia isbrandia

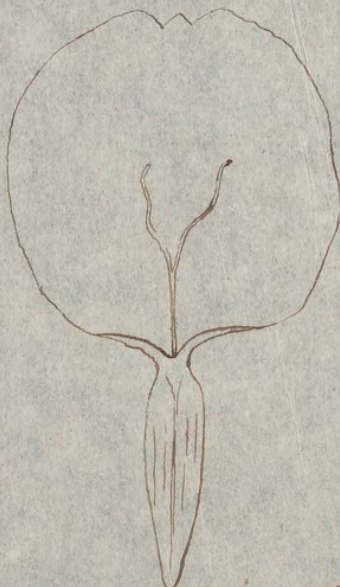
folia elegantis, fructus multiflorus
ovula paleacea intermedia



Jinnia elegans




Jinnia grandiflora



seeds

Salicaria setopinnis



ovules
larger, magnified



seeds of
Macranthia radiosa (salicaria)
ovules

Don't know whether
these are correct!




ovules of
Macranthia californica
(salicaria)

these are not exactly
sections, only the
integuments have
removed to show the ovules

Bolivia from
Mexico



section of
ovary
a. b.



section
of ovary
c. d.



half grown
capsule
integuments
on one side
removed
4 seeds visible



Engelmann, George. 1848. "Engelmann, George Aug. 13, 1848 [enclosed drawing]." *George Engelmann letters to Asa Gray*

View This Item Online: <https://www.biodiversitylibrary.org/item/227886>

Permalink: <https://www.biodiversitylibrary.org/partpdf/255445>

Holding Institution

Harvard University Botany Libraries

Sponsored by

Arcadia 19th Century Collections Digitization/Harvard Library

Copyright & Reuse

Copyright Status: Public domain. The Library considers that this work is no longer under copyright protection

This document was created from content at the **Biodiversity Heritage Library**, the world's largest open access digital library for biodiversity literature and archives. Visit BHL at <https://www.biodiversitylibrary.org>.