


Albion Aug 25th - 1848

My dear Doctor

I have just finished a long Epistle, which I hope you will not view as emanating from idle presumption, as I undertake to give you some views and observations and try to correct some errors. —

I must also correct an error made in my last letter about *Nyctanthes* or *Androvera*. The ovary is bicelled, but in the young fruit the upper part of dissepiment disappears and in the ripe one there is only a trace left as a ridge on the lower part of the inside of the fruit — leaving a free central




The dry berry is covered by an extremely thin paperlike membrane, which adheres to the calyx without being grown together with it, and which finally separates with the 5 parts of the calyx tearing in that way in 5 apparent valves. The calyx itself, almost closed on top before ripening, opens in 5 valves. — The free lobes of calyx do not disappear as Nuttall says. —

Fendler will have written you before this, that he cordially accepts, but wants you to understand that he is only a beginner in botany. — If he could stay a year or two with you, he would prepare himself to travel with advantage. —

I inclose in this letter a whole Herbarium! But don't confound *O. punctata* & *O. Hydrocorydon* — both common here — I have seen the latter to day again in our streets, but very distinct from a distance already by the whiteness, or light reddish, thinner, slender erect spikes of *O. punctata*.

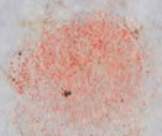
(wrote a long letter Aug 14th)

Very cordially yours
J. Engelmann



Prof
Asa Gray

Cambridge
Mass





Engelmann, George. 1848. "Engelmann, George Aug. 25, 1848." *George Engelmann letters to Asa Gray*

View This Item Online: <https://www.biodiversitylibrary.org/item/227886>

Permalink: <https://www.biodiversitylibrary.org/partpdf/255448>

Holding Institution

Harvard University Botany Libraries

Sponsored by

Arcadia 19th Century Collections Digitization/Harvard Library

Copyright & Reuse

Copyright Status: Public domain. The Library considers that this work is no longer under copyright protection

This document was created from content at the **Biodiversity Heritage Library**, the world's largest open access digital library for biodiversity literature and archives. Visit BHL at <https://www.biodiversitylibrary.org>.