

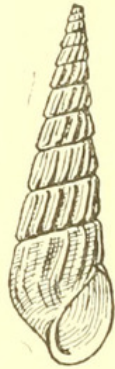
DESCRIPTIONS OF FOUR NEW SPECIES OF *MELANIA* FROM
NEW IRELAND AND KELANTAN.

By H. B. PRESTON, F.Z.S.

Read 8th March, 1907.

MELANIA *NOVÆ-HIBERNIÆ*, n.sp.

Shell sharply subulate, rather thin, pale yellowish brown; remaining whorls 12, sculptured with coarse oblique ribs and fine spiral striæ; the latter more numerous in the region of the sutures, while the ribs




become obsolete below the periphery; sutures impressed; peristome simple, produced, the margins joined by a slight callus; aperture ovate. Long. 32, diam. maj. 9 mm.; aperture, long. 8.5, diam. 3.5 mm.

Hab.—New Ireland.

MELANIA *BROWNI*, n.sp.

Shell subulate, solid, dull yellowish brown, a pale band appearing just below the sutures; remaining whorls 9, the earlier convolutions



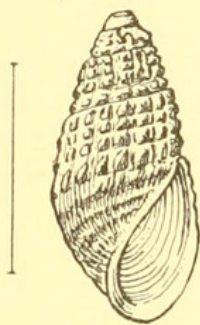
being sculptured with closely set costæ, which are split up by spiral grooves on the later whorls into four or five rows of nodules; these

disappear below the periphery altogether, the shell in this region being only sculptured by eight spiral grooves; suture impressed; peristome simple and only slightly produced, a callus joining the margins; aperture ovate. Long. 27.5, diam. maj. 10 mm.; aperture, long. 9.5, diam. 4 mm.

Hab.—New Ireland.

MELANIA MELVILLI, n.sp.

Shell fusiform, rather solid, dark brown; remaining whorls 4–5, sculptured on the first four with closely set transverse ribs, crossed by 3 spiral grooves, presenting a beaded appearance, the lower portion of the body-whorl bearing four or five spiral ridges much interrupted by lines of growth; sutures impressed; aperture oblong-ovate; peristome



simple; columella lip slightly expanded below, callously effused above. Long. (type - specimen) 18, diam. maj. 9 mm.; aperture, long. 9, diam. 3.5 mm.

Hab.—Kelantan, Malay Peninsula.

Somewhat closely allied to *M. rudis*, Lea, a common Eastern form. The general sculpture is, however, coarser than in *M. rudis*, and it lacks the narrow channelled spiral groove just below the sutures so noticeable in that species.

MELANIA KELANTANENSIS, n.sp.

Shell acuminate turreted, dark blackish brown; remaining whorls 4, angular, bearing a single row of coarse nodulous tubercles on the



angle; upper whorls sculptured above the angle with two spiral liræ and numerous very fine wavy striae, and below the angle with one spiral liration, the body-whorl bearing seven liræ below the angle;

suture impressed, a supersutural ridge being formed by the spiral liration below the angle; columella curved, a thin callus joining it with the lip above; peristome simple; aperture subquadrate, scarcely channelled below; interior of shell dark brown, except in the region of the tubercular thickenings, where it is bluish grey; operculum horny, nucleus subcentral, paucispiral, radiately marked with growth laminae. Long. 25.25, diam. maj. 15 mm.; aperture, long. 10, diam. 6 mm.

Hab.—Kelantan, Malay Peninsula.

In some respects allied to *M. spinata*, G.-Austen,¹ from the Kopili River, North Cachar Hills. That species is, however, much larger, bears a double row of tubercles, and lacks the two spiral liræ and fine wavy striae above the angle on the whorls. Moreover, the spiny tubercles readily distinguish it from *M. Kelantanensis*.

¹ Proc. Zool. Soc., 1872, p. 514.



1907. "Descriptions of four new species of *Melania* from New Ireland and Kelantan." *Proceedings of the Malacological Society of London* 7, 266–268.

View This Item Online: <https://www.biodiversitylibrary.org/item/53746>

Permalink: <https://www.biodiversitylibrary.org/partpdf/53161>

Holding Institution

Smithsonian Libraries and Archives

Sponsored by

Smithsonian

Copyright & Reuse

Copyright Status: Public domain. The BHL considers that this work is no longer under copyright protection.

This document was created from content at the **Biodiversity Heritage Library**, the world's largest open access digital library for biodiversity literature and archives. Visit BHL at <https://www.biodiversitylibrary.org>.