

No. VII.—RHYNCHOTA. PART II: SUBORDER HOMOPTERA.

By WM. LUCAS DISTANT.

(COMMUNICATED BY J. STANLEY GARDINER, M.A., F.R.S., F.L.S.)

(With Plates 49—51.)

Read 1st June, 1916.

IN my previous communication (1913) devoted to the Heteroptera, I was able to enumerate 139 species; in this Homopterous section 98 species are detailed, bringing up the number of the Seychelles Rhynchota to 237 species. These may again be augmented by referring to the first collection made by Prof. Gardiner and detailed in these Transactions (1909) in which 3 species of Heteroptera and 3 species of Homoptera were included which are not contained in the present collection; and these bring up the total number of species brought home by the two expeditions to 243 species. A few others (Heteroptera) have been enumerated and described by Reuter and Bergroth which have not been found by either Prof. Gardiner or Mr Scott; a reference to these papers will be found in the Bibliography further on.

The Homoptera, especially the smaller forms, are now being assiduously worked by such good Homopterists as Melichar, Matsumura and Muir, but even with these advantages the material from many large areas is so scanty that little comparison in distributional aspects is possible. Of the 98 species of Homoptera contained in this collection no fewer than 82 have been regarded as undescribed and have compelled the erection of 26 new genera to contain them. It would consequently be futile to consider that all or a very considerable portion of these new species are peculiar to the Seychelles, and it is even more improbable that the new genera should be confined to these islands.

With the Homoptera however a few distributional peculiarities cannot be ignored. The large family Cicadidæ is only represented by two species, one of which is also found in, and was described from, Madagascar. The Hawaiian fauna is reported as without a representative. The family Fulgoridæ is poorly represented; neither the subfamilies Fulgorinæ nor Eurybrachydinæ are represented in these collections, and the Dictyophorinæ, Tropiduchinæ and Achilinæ are each represented by one genus and one species only. Not a single Membracid was found, and the Membracidæ appear to be equally absent from the Hawaiian Archipelago. The family Cercopidæ is only represented by one species and that belonging to the subfamily Aphrophorinæ.

It is at present impossible to compare the homopterous relationship of Madagascar and the Mascarene Islands with the similar fauna of the Seychelles, for the first is still practically unworked and unrecorded except in the larger and more conspicuous features, nor judging from the conclusions of other entomologists who have worked out different groups of insects is such a relationship likely to be pronounced. After working out a very large portion of the homopterous fauna of British India, I strongly incline to the view that it is in that and adjoining regions that the Seychellian Homoptera find their nearest relationship, though it is not a close one, qualified but evident. The material does not at present exist for a detailed comparison.

BIBLIOGRAPHY

- WALKER, FRAS. Descriptions of a few species scattered throughout the Catalogues of Heteroptera and Homoptera published by the Trustees of the British Museum, 1850—1873. The specimens were presented by Prof. Percival Wright, and some are labelled "Round Island."
- E. BERGROTH and O. M. REUTER. "Mission Scientifique de M. Ch. Alland aux îles Seychelles, Hétéroptères." *Rev. d'Entomol.* xii. pp. 197—209 (1893).
- LINELL, MARTIN L. "On the insects collected by Dr Abbot on the Seychelles, Aldabra, Gloriosa and Providence Islands." *Proc. U.S. Nat. Mus.* xix. pp. 695—706 (1897). References to the Rhynchota very few.
- VOELTZKOW, ALFRED. "Die von Aldabra bis jetzt bekannte Flora und Fauna." *Abhandl. Senckenb. Nat. Ges.* xxvi. pp. 541—565 (1902). In this publication is (p. 561) a list of 20 species of Heteroptera, of which Dr Bergroth has written to inform me that he gave the list of "18," probably an error for "20," some of which in the "Gerridæ" are ascribed to a genus "Telmaliæa," of which I can find neither reference nor description. Dr Voeltzkow also refers to a paper by the same writer in the same publication (Bd. xxvii), of which I can find no trace.
- DISTANT, W. L. "Sealark" Rhynchota. *Trans. Linn. Soc., ser. 2, Zool., vol. xiii.* pp. 29—47, Pl. 4 (1909).
- "Rhynchota," Part I, Subord. Heteroptera. *Trans. Linn. Soc., ser. 2, Zool., vol. xvi.* pp. 139—191, Pls. 11—13 (1913).

Order RHYNCHOTA.

Suborder HOMOPTERA.

Family Cicadidæ.

Only two species of this family have been received from the Seychelles and possibly they are the only representatives of the family in these islands. Martin L. Linell*, writing on the "Insects from Gloriosa Island," mentions "a large *Cicada* closely allied to the South African *Platypleura limbata* Fabr." which is doubtless the *Yanga seychellensis* Dist., enumerated in the present paper. Another species which he mentions† as "very much resembling *Tettigia orni* from Europe, but smaller, is

* *Proc. U. S. Nat. Mus.* xix. p. 702 (1897).

† *Loc. cit.* p. 696.

without doubt *Cicada pulverulenta* Dist. The latter of these species is found in, and was described from, Madagascar. Although Madagascar is richly represented in this family, we are only enabled to record two species from the Seychelles. At present however the Hawaiian fauna is without a representative, and this is the status of many other of the smaller islands in the Seychelles region.

Subfamily **Cicadinæ**.

140. *Yanga seychellensis*.

Yanga seychellensis Dist., Gen. Insect. Fasc. 142, p. 13 (1912); Trans. Linn. Soc. London, Zool. xvi. Pl. 11, fig. 22 *a, b* (1913).

Yanga andriana Dist., Trans. Linn. Soc. London, Zool. xiii. p. 41 (1909).

Loc. Seychelles. Praslin. Mahé: from near Morne Blanc, Cascade Estate (E. G. B. Meade-Waldo).

I originally recorded this species as *Y. andriana* from an examination of two or three discoloured specimens (supra, 1909), but subsequently Mr Scott supplied a number of fresh examples which proved the species to be a distinct one. A pupa-case, evidently of this species, is labelled "Silhouette." Mr Meade-Waldo took this species at light.

141. *Cicada pulverulenta*.

Cicada pulverulenta Dist., Trans. Ent. Soc. London, 1905, p. 199; Trans. Linn. Soc. London, Zool. xiii. p. 41, Pl. 4, fig. 8 *a, b* (1909).

Loc. Seychelles. Mahé: from near Morne Blanc and from Cascade Estate, both about 800 feet, and other localities, 1905 and 1908—9: frequently attracted by light. Aldabra, 1908—9 (Fryer), Madagascar.

Family **Fulgoridæ**.


This family is not well represented in the Seychelles. Neither of the subfamilies Fulgorinæ nor Eurybrachydinæ are found in this collection, and all that can be enumerated are moderately small and obscure species. The subfamilies Dictyophorinæ, Tropiduchinæ and Achilinæ are each represented by one genus and one species only.

Subfamily **Dictyophorinæ**.

Only one genus, here described as new, can be included in this subfamily. The genus *Dictyophora* so widely distributed is unrepresented in the collection.

ASELGEOIDES, gen. nov.

Head produced, elongate, sulcate, eyes elongate, compressed; face elongate, centrally and laterally carinate, apex narrowed, widened to the area of the eyes and then obliquely narrowed to base of clypeus which is centrally carinate; rostrum passing the posterior coxæ; pronotum short, posterior margin obliquely concave; mesonotum tricarinate; posterior tibiæ with two spines, one before and the other



beyond middle, first joint of posterior tarsi longer than the other two joints together, tegmina about two and a half times as long as broad, the apical margin rounded, veins mostly longitudinal, transverse veins very few, costal margin slightly depressed at stigma; wings broader than tegmina, a few transverse veins on apical half.

Allied to *Aselgeia* Walk.

142. *Aselgeoides insularis*, sp. n. (Plate 49, figs. 1, 1a).

Head, thorax and abdomen ochraceous, apical area of abdomen more or less testaceous; legs flavescent; tegmina subhyaline, the veins closely spotted with fuscous, the stigma fuscous, anteriorly ochraceous, wings pale fuliginous, the veins darker; structural characters as in generic diagnosis.

Long. excl. tegm. 6 mm. Exp. tegm. 12 mm.

Loc. Seychelles. Silhouette: near Mont Pot-à-eau, over 1000 feet; marshy plateau of Mare aux Cochons, about 1000 feet, and from forest above. Mahé: from near Morne Blanc; country above Port Glaud, about 500—1000 feet; forest above Cascade Estate, 1000 feet; from stunted forest vegetation on summit of Mount Sebert, circa 2000 feet; high damp forest at summit of Morne Pilot, over 2000 feet.

Subfamily Cixiinae.

Of this abundant subfamily seven genera are here enumerated, only two of which were previously known, and five are proposed as new. It is noteworthy that neither of the somewhat universally distributed genera, *Oliarus* and *Cixius*, is included in this collection; *Brixia* however, another widely spread genus, is found in the Seychelles.

Genus CANEIRONA*.

Caneirona Dist., Faun. Brit. Ind. Rhynchota, vol. vi. p. 38 (1916).

Vertex about as broad as long, the lateral margins strongly carinate, the anterior margin with a short central spine, the anterior lateral angles also shortly spinous and distinctly extending beyond eyes; face longer than greatest breadth, widened behind eyes towards clypeus, anterior margin more or less truncate, posterior margin angularly concave with an ocellus on each side, the lateral margins reflexed, centrally strongly, longitudinally ridged; clypeus much shorter than face, centrally ridged, laterally reflexed; rostrum long, passing the posterior coxæ; pronotum very short, posteriorly angularly concave; mesonotum about twice as long as vertex and pronotum together, tricarinate; abdomen moderately robust; tegmina twice as long as greatest breadth, gradually widened towards apex, costal margin distinctly waved, apices rounded, claval vein not reaching apex, apical areas distinctly delineated; wings shorter than tegmina, the broadest areas of each about equal in width, discally shortly transversely veined; posterior tibiae unarmed.

Caneirona is allied to *Commolenda* Dist., at present only known from Ceylon.

* This genus is named after Nicolas Caneirio on whose charts the Seychelles appeared in 1502. Since this description was written a second species, *C. indica* Dist., has been received from S. India and is described in the Faun. Brit. Ind. Rhynchota, vol. vi. p. 39, fig. 24 (1916).

143. *Caneirona maculipennis*, sp. n. (Plate 49, fig. 9 a).

Body and legs ochraceous, paler beneath than above, abdomen sometimes distinctly sanguineous; mesonotum with the disk pale ochraceous, the lateral areas much darker; tegmina subhyaline, the margins very narrowly ochraceous, with numerous small black spots, usually arranged about four near base, two near extremity of claval area, three in transverse series beyond middle, and a waved series near bases of apical areas; wings hyaline, the veins darker; structural characters as in generic diagnosis.

Long. excl. tegm. $4\frac{1}{2}$ mm. Exp. tegm. 11 mm.

Loc. Seychelles. Mahé: Cascade Estate, forest, above 1000 feet; high forest near Morne Blanc. Silhouette: from near Mont Pot-à-eau, and from Mare aux Cochons. Praslin: Côtes d'Or Estate, from Coco-de-Mer forest in the Vallée de Mai.

CLUSIVIUS, gen. nov.

Vertex of head about as long as broad, centrally and laterally strongly carinate, distinctly projecting beyond eyes, the central carination slightly anteriorly acutely produced; antennæ slender and inconspicuous; face longer than broad, centrally and laterally carinate, the anterior margin undulate between the apices of the carinations, two small ocelli at posterior margin; clypeus short, globose, about one-third the length of face, faintly centrally carinate; pronotum tricarinate, a little shorter than head; mesonotum tricarinate, slightly longer than head and pronotum together; posterior tibiæ unarmed; tegmina more than twice as long as broad, narrower at base, distinctly broadened towards apical area, costal margin slightly convex, apical margin strongly convexly rounded, claval margin a little posteriorly produced, veins longitudinal, a few short oblique transverse veins on apical costal area, an oblique transverse series of veins on subapical area, and an imperfect series of same a little beyond middle; wings long, only a little shorter than tegmina, two transverse veins beyond middle, one on costal area, the other on disk.

144. *Clusivius spectabilis*, sp. n. (Plate 49, fig. 15 a).

Head, pronotum and mesonotum black, the latter with a pale ochraceous curved fascia occupying the lateral and subposterior margins; abdomen testaceous, the segmental margins darker; head beneath, sternum and legs pale ochraceous; face with broad anterior and posterior fasciæ, anterior and intermediate tibiæ and tarsi, and apices of posterior tibiæ and tarsi, black; tegmina dark shining fuscous, the claval area and a large costal stigmal spot, pale ochraceous; wings fuliginous, with an oblique subapical greyish line beyond middle, commencing about middle of disk and terminating on posterior margin; structural characters as in generic diagnosis.

Long. excl. tegm. 4 mm. Exp. tegm. 7 mm.

Loc. Seychelles. Silhouette: from about 1500 feet, forest above Mare aux Cochons. Mahé: from grass in cultivated country, about 1000 feet; Cascade Estate, forest, 1000—2000 feet.

MATUTINUS, gen. nov.

Vertex of head a little longer than broad, somewhat narrow, concave, a little broader at base than at apex, the lateral margins strongly carinate, the apex triangulate; antennæ with the first and second joints robust; face very much longer than broad, centrally and laterally strongly carinate, the central carination prominent at apex, two small ocelli on posterior margin; clypeus nearly half the length of face, centrally carinate; pronotum a little shorter than head, tricarinate; mesonotum slightly longer than head and pronotum together, tricarinate, the disk longitudinally flattened; tegmina more than twice as broad as long, the veins few and longitudinal, obliquely triangulate beyond middle, the costal membrane broad; wings considerably broader than tegmina*; posterior tibiæ unarmed.

145. *Matutinus opulentus*, sp. n. (Plate 49, fig. 16 a).

Body above black; vertex of head (excluding lateral margins), and a central fascia to pro- and mesonota, pale ochraceous; basal area of abdomen pale testaceous; body beneath imperfectly seen in the unique carded type; face black; antennæ ochraceous; tegmina faintly ochraceous, claval area paler with a dark fuscous spot at apex, the apical area somewhat broadly dark fuscous, this coloration angulated on its inner margin, before apex a large ill-defined whitish spot on costal margin, a similar but smaller spot near apex of inner margin; wings very pale fuliginous, their apices (excluding an upper apical pale spot) fuliginous†.

Long. excl. tegm. 3 mm. Exp. tegm. 8 mm.

Loc. Seychelles. Mahé: marshes on coastal plain at Anse aux Pins and Anse Royale, i. 1909.

ADOLENDANA, gen. nov.

Vertex long, produced in front of eyes, the margins very strongly ridged, the disk being thus longitudinally concave, apex triangulate, base strongly concave; face elongate, narrow from apex to region of eyes and then amplified and again a little obliquely narrowed to base of clypeus, before which there are two small ocelli, the lateral margins strongly ridged and centrally longitudinally carinate; apex truncate; clypeus about half the length of face, laterally ridged and centrally carinate; pronotum very short, anteriorly conically produced; mesonotum large, a little longer than head and pronotum together, longitudinally tricarinate; abdomen somewhat laterally compressed; posterior tibiæ without spines; tegmina somewhat narrow at base, amplified widened towards apex which is rounded, the base of costal margin distinctly gibbous, costal membrane wider at apex than at base, apical cells elongate and distinctly

* Since the unique type was figured and before the description was written, the wings were unfortunately mutilated in an attempt to reset the carded specimen. The peculiar venation of the wings therefore rests on the accuracy of a painstaking and accurate artist.

† Cf. note to generic description.

delimited, a distinct stigmatal spot; wings shorter than tegmina but broader, transversely veined on upper disk.

Allied to *Brixia* Stål.

146. *Adolendana typica*, sp. n. (Plate 49, fig. 10 a).

Body and legs fuscous-brown, lateral areas of the mesonotum very dark castaneous; tegmina pale fuliginous, the veins darker, two small spots near base, a transverse fascia—bifurcating posteriorly—before middle, and the apical area, more or less, fuscous-brown, containing some small greyish-white spots, stigmatal spot dark castaneous, more or less margined with greyish-white; wings pale fuliginous; structural characters as in generic diagnosis.

Long. excl. tegm. $3\frac{1}{2}$ mm. Exp. tegm. $11\frac{1}{2}$ to 12 mm.

Loc. Seychelles. Silhouette: near Mont Pot-à-eau, all over 1000 feet; Mare aux Cochons, plateau and forest above. Mahé: country above Port Glaud, about 500—1000 feet; high forest of Morne Blanc and Pilot; top of Mount Sebert, nearly 2000 feet; forest above Cascade Estate; Mare aux Cochons district, from forest of rather stunted Capucin trees (*Northea*) on summit of "Montagne Anse Major," 2000 feet or over.

VOLCANALIA, gen. nov.

Vertex of head very narrow, appearing more as a longitudinal furrow between the eyes, the margins carinately reflexed, scarcely or distinctly projecting in front of eyes; antennæ very slender; face about as long or a little longer than broad, its apex truncate or more or less emarginate, narrowed anteriorly, the lateral margins either more or less convex, or oblique, centrally strongly carinate, laterally with the margins more or less carinate, clypeus broad, varying in length either about as long, or a little longer or shorter than face, centrally carinate; tegmina considerably more than twice as long as broad, the veins longitudinal to apical area where they are above and beneath shortly oblique, and medially and between them there are two or three straight longitudinal veins, the veins are also more or less setigerous; wings considerably broader than tegmina, the posterior margin undulate towards the anal area; posterior tibiæ without spines; two small, more or less distinct ocelli at basal margin of face.

Type. *V. typica* Dist.

Volcanalia may be placed near *Haplaxius* Fowler, from Central America.

The members of the genus are all forest species, found sitting on palm leaves, &c. (Hugh Scott).

147. *Volcanalia typica*, sp. n. (Plate 49, fig. 13 a).

Head, pronotum, mesonotum and apical half of abdomen, black, basal half of abdomen brownish-ochraceous; head beneath and sternum black, legs brownish-ochraceous; tegmina blackish-brown, two costal stigmatal spots, the innermost largest, and an

opposite spot on inner margin, creamy-white; wings fuliginous with a pale longitudinal suffusion; face slightly shorter than clypeus, its apical margin truncate, only slightly projecting before eyes; mesonotum tricarinate; tegmina with the veins distinctly setigerous.

Long. excl. tegm. 3 mm. Exp. tegm. 8 mm.

Loc. Seychelles. Mahé: country above Port Glaud, about 500—1000 feet; forest above Cascade Estate; top of Mount Sebert, nearly 2000 feet.

148. *Volcanalia atrostriata*, sp. n. (Plate 50, fig. 21 a).

Head, pronotum and mesonotum ochraceous; mesonotum with a central longitudinal fascia and the lateral areas, castaneous-brown; body beneath and legs very pale ochraceous; lateral margins and two central fasciæ to face, two central fasciæ to clypeus, black, apices of tibiæ and tarsi more or less pale brownish; tegmina pale castaneous-brown, the lateral and central area largely greyish-white, apical third more or less ochraceous, its inner and apical margins, and a costal spot beyond middle, pale castaneous-brown; vertex of head narrow between the eyes and roundly produced a little in front of them, its lateral margins distinctly, darkly, carinately reflexed; face about as long as clypeus, anteriorly truncate, a little anteriorly centrally produced, the lateral margins convexly amplified; mesonotum finely tricarinate; tegmina with the veins obscurely setigerous.

Long. $4\frac{1}{2}$ mm.

Loc. Seychelles. Mahé: high damp forest at summit of Pilot, over 2000 feet; high forest behind Trois Frères, 1500—2000 feet.

I have seen a variety of this species in which the two central black fasciæ to the face are coalesced.

149. *Volcanalia atrovarya*, sp. n. (Plate 50, fig. 18 a).

Head, pronotum and mesonotum pale ochraceous, lateral areas of mesonotum distinctly darker; body beneath and legs pale ochraceous; sublateral margins and two central narrow longitudinal fasciæ to face, a central spot at base and the apex of clypeus, and the anal abdominal appendage to female, black; tegmina greyish-white, more or less tinted with ochraceous, inner and outer basal marginal spots, two similarly placed spots beyond middle, a transverse line before apical third, a strongly curved longitudinal line to same and the apices of the apical veins, pale castaneous-brown; vertex narrow between eyes and roundly continued a little in front of same, its lateral margins distinctly carinately reflexed; face about as long as clypeus, anteriorly truncate, a little anteriorly centrally produced, the lateral margins convexly amplified; mesonotum finely tricarinate; tegmina with the veins obscurely setigerous.

Long. 4 mm.

Loc. Seychelles. Silhouette: near Mont Pot-à-eau, about 1500 feet; high forest above Mare aux Cochons. Mahé: high forest of Morne Blanc; Mare aux Cochons district, 1000—2000 feet; Cascade Estate, forest, 1000—2000 feet.

150. *Volcanalia designata*, sp. n.

Body and legs ochraceous; eyes black; face and clypeus ochraceous, the latter with a spot at base and the apex, black; tegmina hyaline much suffused with ochraceous, a slightly curved and broken transverse fascia at about two-thirds from base, from which, near middle, a longitudinal fascia extends to apex, and the apices of the apical veins, black; vertex narrow between eyes and a little roundly continued beyond them, the lateral margins distinctly ridged; face distinctly produced beyond eyes, its apex subtruncate, distinctly amplified and rounded before clypeus, which is about as long as face; mesonotum tricarinate.

Long. $4\frac{1}{2}$ mm.

Loc. Seychelles. Silhouette: high country near Mont Pot-à-eau.

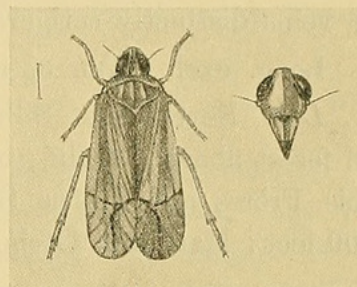


Fig. 1. *Volcanalia designata* Dist.

151. *Volcanalia cardui*, sp. n. (Plate 50, fig. 20 a).


Vertex of head sanguineous; pro- and mesonota pale ochraceous, the latter with the lateral areas and a central fascia pale castaneous-brown, the central fascia medially traversed by a sanguineous line; body beneath and legs pale ochraceous; face with an arcuated transverse fascia, extending to anterior margin, and clypeus with a narrow basal fascia, sanguineous; abdomen with lateral marginal black spots; tegmina with the basal two-thirds greyish, suffused with ochraceous and bluish-grey markings, apical third pale ochraceous, anteriorly margined with a curved fuscous transverse fascia, and inwardly and posteriorly margined with fuscous spots, a large white spot on its disk and a smaller white and fuscous spot on costal margin at about one-fourth from apex; vertex narrow between eyes and distinctly projecting beyond them, its lateral margins carinately reflexed; face a little longer than clypeus, with the anterior margin subtruncate, centrally moderately excavate, its lateral margins moderately oblique, moderately produced in front of eyes; mesonotum finely tricarinate; tegmina with the veins obscurely setigerous.

Long. 5 mm.

Loc. Seychelles. Mahé: all from stunted forest vegetation at the top of Mount Sebert, nearly 2000 feet, i. 1909.

152. *Volcanalia picturata*, sp. n. (Plate 50, fig. 19 a).

Vertex of head, pro- and mesonota more or less fuscous-brown, with the margins and carinations paler; abdomen above black, the basal area and segmental margins testaceous; head beneath, sternum and legs pale ochraceous, abdomen beneath black, the segmental margins ochraceous, face with an arcuated anterior fascia, and clypeus with a very broad fascia, sanguineous; tegmina very pale dull ochraceous, the veins, three more or less oblique fasciæ and some apical spots, dull dark castaneous; wings pale fuliginous, with darker longitudinal shadings; vertex very narrow between eyes, its



margins strongly carinately reflexed, slightly passing anterior margins of eyes; face slightly longer than clypeus, with the lateral margins moderately oblique, its anterior margin notched and a little passing eyes; mesonotum finely tricarinate; tegmina with the veins distinctly setigerous.

Long. excl. tegm. $3\frac{1}{2}$ mm. Exp. tegm. 10 mm.

Loc. Seychelles. Silhouette: high forest near Mont Pot-à-eau; Mare aux Cochons, and forest above. Mahé: near Morne Blanc, about 1000 feet; high damp forest between Trois Frères and Morne Seychellois, about 1500—2000 feet; Cascade Estate, 800—1000 feet; Mare aux Cochons district, 1000—2000 feet.

153. *Volcanalia varicolor*, sp. n. (Plate 50, fig. 16 a).

Head, pronotum and mesonotum pale dull ochraceous, posterior margin of pronotum, and apex and carinations to mesonotum stramineous; face pale stramineous, an arcuated transverse fascia between eyes and a very large basal spot to clypeus, sanguineous; sternum testaceous, legs ochraceous, anterior and intermediate legs with annulations to tibiae and the tarsi wholly black; abdomen above black, the base testaceous; tegmina dull ochraceous, the veins darker, a pale stigmal spot on each side of which the costal margin is dark fuscous, and a smaller pale spot opposite the costal one, on inner margin; wings pale fuliginous; vertex narrow, the lateral margins carinately reflexed, distinctly extended beyond eyes; face distinctly longer than clypeus, with the lateral margins oblique, the anterior margin distinctly angulate and moderately extending in front of eyes; mesonotum finely tricarinate; tegmina with the veins distinctly setigerous.

Long. 5 mm.

Loc. Seychelles. Silhouette: high forest above Mare aux Cochons. Mahé: country above Port Glaud, about 500—1000 feet; high forest behind Trois Frères; Mare aux Cochons district, 1000—2000 feet; Cascade Estate, about 1000 feet; forest near Mount Harrison, 1700 feet; high damp forest at summit of Pilot, over 2000 feet.

154. *Volcanalia fumosa*, sp. n. (Plate 50, fig. 17 a).

Head, pronotum and mesonotum testaceous, the carinations paler; face, sternum and legs pale ochraceous, anterior area of face and basal margin of clypeus sanguineous; abdomen beneath piceous or black, the segmental margins ochraceous; tegmina with the basal two-thirds piceous or blackish (reflecting the dark abdomen beneath), the veins prominent, the costal margin, gradually widening posteriorly, and the whole of the apical area more or less pale brownish-ochraceous with the veins darker, a series of prominent spots to apical margin, preceded by two larger spots on costal margin, pale dull castaneous; vertex narrow between eyes, and distinctly slightly projecting beyond them, its lateral margins carinately reflexed, mesonotum distinctly tricarinate; face about as long as clypeus, with the lateral margins slightly convex, anteriorly distinctly projecting before eyes; tegmina with the veins distinctly setigerous.

Long. 4 mm.

Loc. Seychelles. Silhouette: near Mont Pot-à-eau, about 1500 feet; Mare aux Cochons, and forest above. Mahé: from high forest of Morne Blanc and Pilot, up to 2000 feet; country above Port Glaud, about 500—1000 feet; high damp forest between Trois Frères and Morne Seychellois, about 1500—2000 feet; forest above Cascade Estate; Mare aux Cochons district, 1000—2000 feet.

155. *Volcanalia modesta*, sp. n. (Plate 50, fig. 15 a).

Vertex of head sanguineous; pro- and mesonota ochraceous; body beneath and legs pale ochraceous; face ochraceous, the apex sanguineous; tegmina very pale ochraceous, towards base reflecting the dark abdomen beneath, the margins of the apical area spotted with fuscous; vertex very narrow between eyes and projecting a little beyond them; mesonotum distinctly tricarinate; face a little longer than clypeus, with the lateral margins moderately oblique, its apex distinctly continued before eyes and moderately emarginate; tegmina with the veins distinctly setigerous.

Long. 4 mm.

Loc. Seychelles. Silhouette: high country near Mont Pot-à-eau. Mahé: from country above Port Glaud, about 500—1000 feet; high damp forest at summit of Morne Pilot, over 2000 feet; high damp forest between Trois Frères and Morne Seychellois, about 1500—2000 feet; Mare aux Cochons district, 1000—2000 feet; Cascade Estate, forest, 1000—2000 feet.

156. *Volcanalia uniformis*, sp. n.

Body and legs ochraceous; tegmina subhyaline with the veins stramineous, but when unexpanded reflecting the ochraceous body beneath; face ochraceous, more or less tinted with sanguineous, a waved oblique narrow sanguineous fascia commencing near anterior margin and continued on lateral areas of sternum; vertex narrow between eyes and distinctly projecting beyond them, its lateral margins distinctly ridged; face a little longer than clypeus, broadened and moderately convex towards clypeus, centrally and laterally carinate; pronotum strongly tricarinate; venation of the tegmina somewhat coarse.

Long. 5 mm.

Loc. Seychelles. Silhouette: from high country. Mare aux Cochons, and forest near by. Mahé: country above Port Glaud, about 500—1000 feet, forest above Cascade Estate and forest near Mount Harrison, 1700 feet.

Allied to the previous species *V. modesta*.

157. *Volcanalia capitata*, sp. n. (Plate 51, fig. 2 a).

Vertex of head black; pronotum and mesonotum pale fuscous-brown; face pale fuscous or blackish, the apex sanguineous; body beneath and legs dull ochraceous; tegmina ochraceous, the apical area paler, base of costal margin, an angulated transverse fascia before apical area which has two spots on its outer margin and a series of smaller spots on its inner margin, fuscous-brown; vertex very narrow between eyes and very distinctly projecting beyond them; mesonotum distinctly tricarinate; face a

little longer than clypeus with its lateral margins moderately sinuately oblique, its apex truncate, and continued some distance before eyes, both face and clypeus strongly centrally carinate.

Long. incl. tegm. 4 mm.

Loc. Seychelles. Silhouette: from high forest above Mare aux Cochons.

Genus BRIXIA.

Brixia Stål, Öfv. Vet.-Ak. Förh., 1856, p. 162.

158. *Brixia mahensis*, sp. n. (Plate 49, fig. 14 a).

Body and legs ochraceous, lateral areas of pronotum very pale ochraceous; interior area of face, behind eyes, a little darker; tegmina semihyaline, the veins darkly setigerous, two oblique transverse fuscous fasciæ (one basal directed outwardly, the other near middle directed inwardly), two blackish spots between these fasciæ, an arcuate blackish line before apical area, a transverse fascia in apical area and part of the inner apical margin fuscous, the latter with small marginal whitish spots, an ochraceous stigmatal costal spot; wings pale fuliginous, the venation darker; vertex of head narrow between the eyes, the lateral margins carinately reflexed; face centrally excavate, the lateral margins moderately convexly curved and very strongly carinately reflexed, a distinct pale ocellus at its base; mesonotum tricarinate.

Long. excl. tegm. 4 mm. Exp. tegm. 14 mm.

Loc. Seychelles. Mahé: from grass in cultivated country, about 1000 feet.

A single specimen.

159. *Brixia stellata*, sp. n. (Plate 49, fig. 17 a).

Body and legs ochraceous; vertex of head carinations to pro- and mesonota and legs, very pale ochraceous; face with the interior area more or less castaneous; tegmina subhyaline, with an oblique fasciate-line near base, two subcostal spots before middle, a curved line before apical area, preceded by two oblique costal lines and some other discal suffusions, and an inner apical marginal fascia, fuscous, a distinct black spot near inner side of apical margin; wings very pale fuliginous, the veins darker; vertex of head distinctly extending beyond eyes, the lateral margins strongly carinately reflexed; face widened towards clypeus, the lateral margins strongly carinately reflexed, a distinct pale ocellus at its base; mesonotum tricarinate.

Long. excl. tegm. 4 mm. Exp. tegm. 13 mm.

Var. a. Darker in hue, the ground colour of the tegmina being subopaque and the markings more dark castaneous.

Var. b. Paler in hue than in type; all the markings more ill-defined, some absent.

Loc. Seychelles. Silhouette: from Mare aux Cochons, about 1000 feet. Mahé: high forest of Morne Blanc; country above Port Glaud, about 500—1000 feet; high

damp forest at summit of Pilot, over 2000 feet; high damp forest between Trois Frères and Morne Seychellois, about 1500—2000 feet; Cascade Estate; top of Mount Sebert, nearly 2000 feet; Mare aux Cochons district, 1000—2000 feet. Praslin: from Côtes d'Or Estate.

This species is found in great numbers in undergrowth in the damp mountain-forests, often in the endemic bush, *Senecio seychellensis* (Hugh Scott)*.

CURIATIUS, gen. nov.

Vertex of head moderately projecting in front of eyes, the apex centrally emarginate, the lateral apical angles moderately prominent, and deflected, centrally ridged, broadened at base between the eyes; face distinctly projecting before eyes, widened beneath eyes, the margins moderately convex and carinately reflexed, two small ocelli at base; clypeus elongate, almost as long as face, centrally carinate; antennæ with the first and second joints globosely thickened; pronotum very much shorter than head, posteriorly deeply emarginate, centrally ridged, mesonotum about as long as head and pronotum together, tricarinate; posterior tibiæ unarmed; tegmina more than twice as long as broad, two series of transverse veins on apical half, the inner series less continuous, veins mostly setigerous, especially on claval area; wings with a few upper discal transverse veins.

Allied to *Brixia* but differing by the long clypeus, two ocelli at base of face, &c.

160. *Curiatius insignis*, sp. n. (Plate 49, fig. 12 a).

Body above brownish ochraceous, abdomen more or less suffused with white pile; body beneath and legs pale ochraceous, lateral areas of sternum more or less greyish; face castaneous, the lateral margins greyish; central carination to clypeus greyish; tegmina pale castaneous-brown, basal area of costal margin, a large costal stigmatal spot, and large apical marginal spots, pale dull ochraceous, on apical area the nerval interspaces are more or less greyish, to a little beyond middle the veins are darkly setigerous and on claval area this character is particularly marked, including the inner margin; wings very pale fuliginous; other structural characters as in generic diagnosis.

Long. excl. tegm. 4 mm. Exp. tegm. 14 mm.

Loc. Seychelles. Mahé: Cascade Estate, 800—1000 feet.

A single example.

* The association of *Brixia stellata*, and of two species of *Nisia* (*N. sulphurata* and *fuscofasciata*), with low-growing plants, and particularly with the endemic bush-groundsel, *Senecio seychellensis*, was remarked on many occasions in the damp mountain-forests. These small Homoptera appeared often to frequent this plant in great numbers. Compare the case of a new genus and species of Lamellicorn beetle, *Nesohoplia senecionis*, which was exclusively found on the *Senecio*.—H. SCOTT.

Subfamily **Tropiduchinæ**.**DARADAXOIDES**, gen. nov.

Head long, strongly produced, longer than pronotum, almost as long as mesonotum, the lateral margins somewhat obliquely straight from base to anterior margins of eyes and then obliquely narrowed to apex which is truncately rounded, the margins strongly ridged, and a central longitudinal ridge; eyes longer than broad; face long, centrally and laterally ridged, slightly concave at region of eyes, obliquely narrowed before apex; clypeus short, broad, centrally ridged; pronotum short, discally, conically produced between the eyes where it is centrally and laterally ridged, depressed at lateral areas, the lateral angles prominent behind eyes, posterior margin angularly concave; mesonotum strongly, discally tricarinate; posterior tibiæ with three spines a little beyond middle; tegmina a little more than twice as broad as long, costal membrane slightly broader than radial area, the first and apical margin closely obliquely veined, the second more sparingly veined, the discal veins longitudinal for about two-thirds from base, the subapical area more or less reticulate; wings shorter than tegmina, the posterior margin moderately waved, longitudinally veined except on apical area where the veins are more or less furcate.

Allied to *Daradax* Walk., a genus represented in Malacca and Borneo.

161. *Daradaxoides mahensis*, sp. n. (Plate 49, fig. 5 a).

Body and legs pale virescent; eyes a little darker and more testaceous in hue; tegmina semiopaque, the veins pale virescent; wings hyaline. Structural characters as in generic diagnosis.

Long. excl. tegm. $5\frac{1}{2}$ to 7 mm. Exp. tegm. 12 to 15 mm.

Loc. Seychelles. Mahé: 5 specimens; from near Morne Blanc; Cascade Estate; top of Mount Sebert, nearly 2000 feet; Mare aux Cochons district, 1000—2000 feet.

Subfamily **Achilinæ**.**PARAKOSALYA**, gen. nov.

Head including eyes a little narrower than pronotum, vertex longer than broad, distinctly projecting before eyes, its margins carinate and with a distinct central ridge; face longer than broad, towards clypeus moderately ampliate, laterally and centrally ridged; clypeus about half as long as face with a strong central ridge and its lateral margins carinate; pronotum short, centrally tricarinate, posterior margin strongly angularly emarginate; mesonotum, slightly longer than vertex and pronotum, tricarinate; legs long and slender, posterior tibiæ with one spine before middle, posterior tarsi with the basal joint very long; tegmina apically moderately widened, distinctly ampliate behind the clavus, two series of more or less complete transverse veins on apical half, wings considerably wider than tegmina.

Allied to the Oriental genus *Kosalya* Dist., from which it differs by the longer and more projecting vertex of head, the different shape of the face, the shorter mesonotum, and only one spine to the posterior tibiæ.

162. *Parakosalya insularis*, sp. n.

Head, pronotum, mesonotum, base of abdomen, body beneath and legs ochraceous; abdomen above, excluding base, sanguineous; tegmina creamy-ochraceous, the costal membrane much paler; wings pale fuliginous; vertex with two small black impressions between the eyes; abdomen above with a distinct central ridge; other structural characters as in generic diagnosis.

Long. excl. tegm. 3 mm. Exp. tegm. 8 mm.

Loc. Seychelles. Silhouette: forest above Mare aux Cochons.

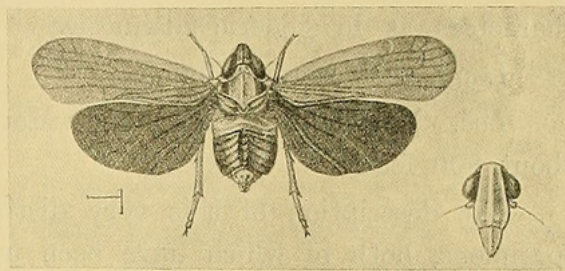


Fig. 2. *Parakosalya insularis* Dist.

Subfamily **Derbinæ**.

Of the six genera here enumerated four appear to be unknown and are here described. There can be no doubt that, as has been remarked by other workers, the Derbinæ are closely related to the Cixiinae, and in some instances it is difficult to draw the line between the two groups or subfamilies. Those described here are all small species for which we are indebted to the assiduous collecting of Mr Hugh Scott and will in all probability be again discovered, either generically or specifically in Madagascar and the adjacent islands.

IGUVIUM, gen. nov.

Vertex of head narrow, prominently projecting before the eyes, widened towards base, with eyes very much narrower than pronotum; antennæ with the second joint of moderate length but strongly incrassate; face narrow, the margins ridged, strongly projecting before eyes; clypeus short and broad, shorter than face; pronotum short and broad, the anterior margin sinuate, the lateral angles subacute, posterior margin moderately concavely sinuate; mesonotum about as long as pronotum and head together, moderately narrowed posteriorly; tegmina more than twice as long as broad, narrow at base, inner margin gradually arched from base to about middle where the tegmen is roundly broadened, costal membrane with three transverse veins, remaining venation better seen in the enlarged figure here given; wings short and narrow.

Two carded specimens afford small opportunity for detailed structural characteristics.

The genus is allied to *Pamendanga* Dist.

163. *Iguvium albomaculatum* sp. n. (Plate 51, fig. 5 a).

Body and legs ochraceous with darker mottlings; eyes black; pronotum with two central and two sublateral fuscous spots; mesonotum with similar anterior spots and two larger dark castaneous posterior spots; tegmina subhyaline, the venation

greyish-white, crossed by five fuscous fasciæ of which the three basal are narrowest, and all containing more or less prominent greyish-white spots, on costal margin near apex are some distinct testaceous markings; wings subhyaline, other structural characters as in generic diagnosis.

Long. incl. tegm. 5 mm.

Loc. Seychelles. Silhouette: Mare aux Cochons plateau. Mahé: Cascade Estate, about 800 feet.

The description of this very distinct species has been derived from two carded specimens, both of which have been used for that purpose.

Genus FESCENNIA.

Fescennia Stål, Hem. Afr. iv. p. 198 (1866).

This genus was founded by Stål for the reception of a species described by Coquerel, as *Phenice bivittata* from Mayotta Isld. and Madagascar. Stål however renamed it as *F. laticeps* without giving any reason. Coquerel's description is much more obscure than that of Stål's, but it was published in 1859, and should take precedence. I have not seen the type of the genus, but the two species here described seem clearly to belong to *Fescennia*.

164. *Fescennia bimaculata*, sp. n. (Plate 51, fig. 11 a).

Body and legs pale ochraceous, more or less greyishly pubescent; eyes testaceous; tegmina palely flavescent, a black spot near apex and a similar spot near middle of inner margin; wings subhyaline, with some opalescent reflexions; head including eyes about as wide as pronotum, vertex broad, triangular, the apex emarginate distinctly projecting beyond eyes; clypeus long, tricarinate, a little shorter than face; second joint of antennæ very short; mesonotum tricarinate, the sublateral carinations obscure; tegmina elongate, about three times longer than broad, beyond medium a little broadened, about three times longer than clavus; wings about a third part shorter than tegmina.

Long. excl. tegm. 4 mm. Exp. tegm. 13 mm.

Loc. Mahé: Mare aux Cochons district, 1000—2000 feet.

A single example only contained in the collection.

165. *Fescennia aurea*, sp. n. (Plate 51, fig. 10 a).

Body and legs pale ochraceous, more or less greyishly pubescent; tegmina flavescent with a black spot near middle of inner margin and the apical margin narrowly fasciescent; wings subhyaline with opalescent reflexions. Allied to the preceding species *F. bimaculata*, but the face a little broadened posteriorly, clypeus a little narrower; some minor differences in venation of tegmina better shown than described in the figures of the two species.

Long. excl. tegm. 4 mm. Exp. tegm. 14 mm.

Loc. Seychelles. Silhouette; Mare aux Cochons. Mahé: Cascade Estate, about 800—1500 feet. A single example from each locality.

AQUÆLICUM, gen. nov.

Vertex of head narrow, projecting beyond the eyes, broadened towards base which is moderately angularly excavated; eyes large, oblong, reaching base of head; antennæ long, first and second joints strongly incrassated, basal joint short, second joint long, about as long as mesonotum, subdepressed; face long, very narrow and slender projecting beyond the eyes; rostrum with the second joint nearly twice as long as the first, the apical joint minute; pronotum short, anteriorly subconically produced, posteriorly moderately concave, the lateral angles a little angularly produced; mesonotum a little longer than head and pronotum together, obscurely tricarinate, the central carination distinct, the sublateral carinations oblique, short, and more or less obscure; posterior tibiæ not spined, posterior tarsi with the basal joint about as long as the remaining joints together; tegmina about two and a half, or three times as long as broad; costal membrane broad, obliquely transversely veined beyond middle, and again before apex, principal veins longitudinal, a submarginal series of transverse veins, and beneath the second longitudinal interspace, and at the apices of the third and fourth shorter interspaces are a series of short oblique veins, apical margin rounded, inner margin concavely sinuate before apex; wings about as broad and little shorter than tegmina, two transverse veins on upper disk.

166. *Aquælicium typicum*, sp. n. (Plate 49, fig. 11 a).

Body above fuscous-brown; vertex of head and a central longitudinal fascia to pro- and mesonota, dull greyish; body beneath and legs ochraceous, apical area of abdomen beneath more or less castaneous; tegmina pale fuscous-brown, apices of the upper apical veins sanguineous, a large spot crossing costal membrane beyond middle, a smaller spot near apex, apices of the lower apical veins and spots on inner margin, greyish-white; wings pale fuliginous, the veins darker; basal incrassated joints of antennæ dark fuscous; face prominently extending before eyes which are black; other structural characters as in generic diagnosis.

Long. excl. tegm. 2 mm. Exp. tegm. 7 mm.

Loc. Seychelles. Silhouette: Mare aux Cochons. Mahé: near Morne Blanc; country above Port Glaud, about 500—1000 feet; Cascade Estate, and forest above; top of Mount Sebert, nearly 2000 feet.

167. *Aquælicium elegantulum*, sp. n. (Plate 51, fig. 9 a).

Body above dark fuscous-brown; vertex of head and a central fascia to pro- and mesonota, ochraceous; body beneath fuscous-brown; clypeus and legs ochraceous, the latter tinted with pale sanguineous; tegmina very dark fuscous-brown, the costal and apical margins sanguineous, a spot near apex of clavus, two transverse lines on inner margin and transverse lines on inner apical margin, pale ochraceous; vertex of head distinctly prominent; incrassated second joint of antennæ very dark fuscous and more slender than in the previous species *A. typicum*.

Long. $3\frac{1}{2}$ mm.

Loc. Seychelles. Silhouette: Mare aux Cochons. Mahé: high forest of Morne Blanc and Pilot; forest above Cascade Estate; Mare aux Cochons district. Félicité Island: from forest.

168. *Aqualicium brunnescens* (Plate 51, fig. 7 a).

Body above fuscous-brown; vertex—excluding apex—ochraceous, an obscure pale longitudinal fascia to pro- and mesonota; body beneath fuscous, clypeus and legs ochraceous, tegmina pale fuscous, the veins darker; vertex of head distinctly prominent; incrassated second joint of antennæ very dark fuscous, in shape and substance much as in preceding species *A. elegantulum* from which it differs by its different coloration and pattern.

Long. $3\frac{1}{2}$ mm.

Loc. Seychelles. Silhouette: high country near Mont Pot-à-eau. Mahé: near Morne Blanc; Cascade Estate, about 800 feet and over.

EQUIRRIA, gen. nov.

Allied to the previous genus *Aqualicium*, especially by the strongly incrassated first and second joints of the antennæ, the second joint very long, but differing in the following characters—Vertex of head considerably broader, subtriangular, excavate, apex subtruncate; face broader, projecting similarly before eyes, but with the apex a little broadened, the lateral margins strongly elevately carinate; clypeus shorter, only about half the length of face; tegmina about two and a half times as long as broad, costal membrane broad, with two oblique transverse veins beyond middle, principal veins oblique not longitudinal with a sub-inner series of transverse veins, inner margin not distinctly concavely sinuate before apex; wings distinctly narrower than tegmina, two transverse veins on upper disk as in *Aqualicium*.

169. *Equirria phalæna*, sp. n. (Pl. 51, fig. 6 a).

Body and legs pale dull ochraceous, more or less greyishly pubescent; antennæ pale castaneous; tegmina subhyaline, a subcostal fascia, an oblique fascia near base, a discal, elongate, oblique spot, a curved fascia near apical angle, and a subapical marginal line, either pale or dark fuscous; wings subhyaline, posterior halves of the veins on basal half, infuscated; vertex of head triangular moderately projecting beyond the anterior margins of the eyes; other structural characters as in generic diagnosis.

Long. excl. tegm. $3\frac{1}{2}$ mm. Exp. tegm. $15\frac{1}{2}$ mm.

Loc. Seychelles. Mahé: from near Morne Blanc, ca. 800—1000 feet.

FORDICIDIA, gen. nov.

Allied to the two preceding genera *Aqualicium* and *Equirria* by the strongly incrassated basal joints of the antennæ, the second joint very long; it is allied to *Aqualicium* by the longitudinal veins to the tegmina and the slender narrow face,

but it differs from that genus by the shorter and broader head and by the apex of the face being broader, less produced before eyes and emarginate; from *Equirria* it differs by the longitudinal direction of the principal veins to the tegmina, the narrow face and the long clypeus, nearly as long as the face, but is allied to that genus by the shorter and broader vertex of head; the tegmina are apically more narrowed than in either of the above genera, for the venation of which the three figures given for the three genera give a better guide than does a written description.

170. *Fordicidia robusta*, sp. n. (Plate 51, fig. 15 a).

Body and legs flavescent; tegmina subhyaline, much suffused with pale fuscous, in typical specimens as the one figured—three basal spots crossing claval area, two longitudinal spots above them, followed by an irregular transverse series of spots and subapical shadings, in some specimens these markings are much obliterated and the spots diminished in number; wings subhyaline, the veins darker; vertex of head short, triangular, but with eyes considerably narrower than pronotum; mesonotum somewhat obscurely tricarinate; body short and robust; face narrow, a little widened towards clypeus, its lateral margins strongly ridged; second joint of antennæ long and incrassated, other structural characters as in the generic diagnosis.

Long. excl. tegm. 2 to 2½ mm. Exp. tegm. 10 mm.

Loc. Seychelles. Silhouette: forest above Mare aux Cochons. Mahé: Cascade Estate, 800—1000 feet and over; high forest behind Trois Frères, 1500—2000 feet.

Genus NISIA.

Nisia Melich., Hom. Faun. Ceylon, p. 53 (1903); Dist., Faun. Brit. Ind. Rhynch. iii. p. 309 (1906).

The position of this genus is still *sub judice*; Melichar placed it in the Derbinae and I followed him, though of course its aberrant structure among the Derbids cannot be overlooked. Muir (Bull. H. S. P. Ent. xii. p. 29, 1913) writes of *Nisia* and two other genera: "I exclude them from the family *Derbidae*, but, inconsistently, have included them in this Bulletin because several of our greatest authorities on Homoptera have considered them as Derbids." Muir seems inclined to the view that *Nisia* belongs to the Cixiinae. Matsumura (Ann. Mus. Nat. Hung. xii. p. 287, 1914) places the genus in the Achilinae.

Under these qualifications I leave *Nisia* among the Derbids, a position which perhaps does not seem congenial and from which it will probably be ultimately transferred.

171. *Nisia atrovenosa*.

Meenoplus atrovenosus Leth., Ann. Mus. Genov. xxvi. p. 466 (1888).

Nisia atrovenosa Melich., Hom. Faun. Ceylon, p. 53 (1903); Dist., Faun. Brit. Ind. Rhynch. iii. p. 309, fig. 150 (1906); Muir, Rept. Exp. Stat. Haw. S. Plant. Assoc. Bull. 12, p. 81 (1913).

Loc. Seychelles. Mahé: Port Victoria, from Botanic Gardens; near Morne Blanc; marshes on coastal plain at Anse aux Pins and Anse Royale; Cascade, marshy cultivated country near sea-level. Félicité. Praslin. Silhouette: from the marsh at Mare aux Cochons. Found on water-plant which grows in marshes.

This species is also recorded from Trincomalee, Ceylon, Nias Islands, Borneo, Piroe and Formosa.

172. *Nisia sulphurata*, sp. n.

Body and legs pale ochraceous; tegmina sulphur-yellow; wings fuliginous, the veins darker; head including eyes narrower than pronotum, vertex and face continuous, their lateral margins strongly carinate and elevate, vertex of head longitudinally concave; face longer than broad; clypeus longitudinally centrally ridged; pronotum centrally longitudinally carinate; mesonotum obscurely tricarinate; tegmina more than twice as broad as long, costal margin distinctly arched on basal half, apical area with five longitudinal veins, the upper connected near base, as in *N. atrovenosa*.

Long. excl. tegm. $2\frac{1}{2}$ to 3 mm. Exp. tegm. 10 to 12 mm.

Loc. Seychelles. Silhouette: near Mont Pot-à-eau. Mahé: from near Morne Blanc; high damp forest at summit of Morne Pilot, over 2000 feet; high damp forest between Trois Frères and Morne Seychellois, about 1500—2000 feet; forest above Cascade Estate; top of Mount Sebert, nearly 2000 feet. Praslin: Côtes d'Or Estate, from Coco-de-Mer forest in the Vallée de Mai.

Found in great numbers in undergrowth (*Senecio seychellensis*, &c.) in the damp mountain-forests (Hugh Scott).

173. *Nisia maculosa*, sp. n. (Plate 51, fig. 4 a).

Vertex of head and pronotum greyish-ochraceous; mesonotum castaneous with a large black spot at each lateral angle; face, sternum and legs pale ochraceous, the first centrally more or less fuscous; pro- and mesosterna transversely fuscous; abdomen beneath testaceous, more or less transversely fuscous; tegmina greyish-ochraceous, an oblong spot beyond middle of clavus, an elongate spot above clavus, and a large spot—apically widened on apical area, fuscous-brown; vertex and face with the lateral margins strongly ridged and elevated; clypeus strongly centrally ridged; pronotum centrally carinate, mesonotum moderately tricarinate; tegmina with the costal margin distinctly arched near middle.

Long. incl. tegm. 6 mm.

Loc. Seychelles. Mahé: high damp forest between Trois Frères and Morne Seychellois, about 1500—2000 feet.

174. *Nisia fuscofasciata*, sp. n. (Plate 51, fig. 3 a).

Vertex of head, pronotum and mesonotum ochraceous, the latter with an oblique black fascia on each lateral area; body beneath and legs ochraceous, abdomen and sometimes the sternum with fuscous suffusions; tegmina pale ochraceous, an inner broad longitudinal fuscous fascia continued on apex; vertex of head and face with the lateral

margins strongly carinately elevated; clypeus ridged; tegmina moderately arched near middle of costal margin.

Long. incl. tegm. 5 mm.

Loc. Seychelles. Silhouette: high country near Mont Pot-à-eau; Mare aux Cochons, plateau and jungle near by, all from marshy plateau. Mahé: Cascade Estate.

Found in great numbers in undergrowth (*Senecio seychellensis*, &c.) in the damp mountain-forests (Hugh Scott)*.

175. *Nisia thoracica*, sp. n.

Vertex of head, face, pronotum, and legs pale stramineous; eyes black; mesonotum pale tawny-brown; body beneath ochraceous; tegmina creamy-white; anterior and intermediate tarsi more or less infuscate; vertex of head moderately concave, with the anterior lateral angles strongly pronounced; face strongly concave, the lateral margins strongly ridged and subparallel, much longer than broad; pronotum narrow, the posterior margin strongly angulate; mesonotum with the central carination strongly developed.

Long. incl. tegm. 5 mm.

Loc. Seychelles. Silhouette: forest above Mare aux Cochons.

A single example of this distinct species.

There is another species of this genus represented by a single mutilated specimen, not available for specific description. It is allied to *N. maculosa* Dist.

Subfamily **Lophopinæ**.

Genus **IVINGA**.

Ivinga Dist., Trans. Linn. Soc. Lond. Zool. xiii. p. 42 (1909).

176. *Ivinga typica* Dist., Trans. Linn. Soc. Lond. Zool. xiii. p. 42, Plate 4, fig. 5 a (1909).

Loc. Seychelles: found not only in the endemic mountain-forests (where it was commonly beaten from the endemic "Bois Rouge" tree, *Wormia ferruginea*, and from other plants), but also among non-endemic vegetation near sea-level. Silhouette: Mahé. Anonyme Island. Dennis Island. Praslin. Félicité. Marie Anne.

Aldabra: 1907 (Thomasset), 1908 (Fryer).

In describing this species I gave the colour as dark ochraceous as is also the invariable appearance of a very large number of specimens examined since. Mr Scott has however added the note—"all these are light green during life." This is a very common discoloration after death in many Cicadidæ and other Homoptera.

Subfamily **Issinæ**.

Only two species of one genus were brought home by this expedition. The genus (*Lollius*) has previously only been recorded from the Malayan and Papuan regions, while an allied genus *Tylana*, represented on the Islands of Mauritius and Bourbon, was unrepresented in this Seychelles collection.

* See footnote, p. 285.

Genus *LOLLIUS*.

Lollius Stål, Hem. Afr. iv. p. 209 (1866); Öfv. Vet.-Ak. Förh. xxvii. p. 762 (1870).

Type. *L. furcifer* Stål, from the Philippine Islands.

In his "Monographie der Issiden," Melichar figures his *L. graciosus* from N. Guinea, which is scarcely typical of the genus. The two species here described agree with the type *L. furcifer* Stål.

177. *Lollius atromaculatus*, sp. n. (Plate 50, figs. 7 a, b).

Brownish-ochraceous, speckled and marked with black, tegmina with a large shining black spot, bounded and divided by veins a little behind middle, the veins more or less testaceous; anterior and intermediate legs with black annulations, posterior femora black, the tibiæ black at base and apex; abdomen beneath with black markings, principally a black longitudinal fascia near base; vertex of head concave, the lateral margins strongly ridged, the apical margin with three short spines, one central and one at each apical angle; face with the anterior lateral spines more prominent, tricarinate, the lateral carinations curved inwardly, anteriorly and posteriorly, the whole surface speckled with black; costal and apical margins to tegmina with more or less elongate black spots, the apical margins broadly, obliquely truncate.

Long. incl. tegm. $8\frac{1}{2}$ mm.

Loc. Seychelles. Mahé: high damp forest between Trois Frères and Morne Seychellois, about 1500—2000 feet; forest above Cascade Estate, 1000—2000 feet.

178. *Lollius virescens*, sp. n. (Plate 50, figs. 8 a, b).

Head, pronotum, mesonotum, body beneath and legs more or less ochraceous, anterior and intermediate legs annulated with fuscous, posterior femora, and bases of the tibiæ fuscous; coxæ and base of abdomen greyish-white, basal area of abdomen beneath—excluding basal margin—black, with greyish-white marginal spots; tegmina pale greenish-ochraceous, a small black spot at base, the apical margin spotted with black; clypeus with two black lines or elongate spots. In structural characters this species is closely allied to *L. atromaculatus*.

Long. incl. tegm. $8\frac{1}{2}$ mm.

Loc. Seychelles. Mahé: from forest of rather stunted Capucin trees (*Northea*) on summit of "Montagne Anse Major," 2000 feet or over; slopes of Morne Seychellois, about 1500—2000 feet.

Subfamily **Ricaniinæ**.

This subfamily of the Fulgoridæ is well represented in the Seychelles but is without any representative of its dominant genera such as *Pochazia*, *Ricania* and *Ricanoptera*, which being both Ethiopian and Oriental in their distribution might have been expected to be found in this fauna. *Privesa* however occurs in these islands as well as in the Ethiopian, Oriental and Australasian regions. Several other distinct genera required recognition.

DEFERUNDATA, gen. nov.

Vertex of head broad and narrow, anterior and lateral margins ridged, centrally carinate, and with eyes about as broad as anterior margin of pronotum; face slightly broader than long, the anterior margin truncate, centrally and sublaterally carinate, the lateral margins narrowing near clypeus which is also centrally carinate; pronotum short, centrally longitudinally ridged, its anterior margin convex, its posterior margin concave; mesonotum about twice as long as vertex and pronotum together, tricarinate, the lateral carinations anteriorly inwardly forked; legs of moderate length, posterior tibiae with two spines before apex; tegmina twice as long as broad, costal margin prominently convexly raised at base, slightly waved beyond middle, costal membrane narrower than radial area near base, somewhat closely transversely veined, apical margin obliquely convex, inner margin beyond base, straight, outer disk transversely reticulately veined, two transverse lines near apical margin defining numerous narrow cellular spaces; wings a little shorter and about as broad as tegmina, a few transverse veins on upper disk beyond middle; abdomen above centrally longitudinally sulcate.

179. *Deferundata aldabrana*, sp. n. (Plate 50, fig. 1 a).

Head, pronotum and mesonotum brownish-ochraceous; vertex with two central longitudinal black fasciae, mesonotum with anterior and lateral black spots; abdomen pale ochraceous, the segmental margins black or fuscous; face brownish-ochraceous, the lateral areas finely spotted with black; sternum and legs brownish-ochraceous; tegmina bronzy-ochraceous, the posterior claval margin distinctly darker; wings very pale fuliginous, the veins and apical marginal area a little darker; structural characters as in generic diagnosis.

Long. excl. tegm. 5 mm. Exp. tegm. $16\frac{1}{2}$ mm.

Loc. Aldabra: Île Michel; Takamaka (Fryer).

ARMILUSTRIUM, gen. nov.

Vertex of head transverse, broad, excluding eyes narrower than pronotum and about twice as broad as long, margins ridged, anterior margin a little rounded, anterior lateral angles prominent, eyes backwardly directed along the lateral margins of the pronotum; face considerably broader than long, anterior margin truncate, centrally and sublaterally carinate, the sublateral carinations convexly meeting near anterior margin; clypeus with a central carination, the lateral margins obscurely ridged; pronotum short, slightly longer than vertex, centrally longitudinally ridged; mesonotum large and long, considerably longer than head and pronotum together, tricarinate, the lateral carinations anteriorly, inwardly bifurcating; posterior tibiae with two spines beyond middle; tegmina about twice as long as broad, costal membrane narrow, much narrower than radial area, basal cell longer than broad, longitudinal veins bifurcating beyond middle, a subapical series of transverse veins, preceded by a straight and well-defined impression; wings shorter and broader than tegmina, two outer discal transverse veins, some veins bifurcating on outer margin.

180. *Armilustrium gardineri*, sp. n. (Plate 50, fig. 3 a).

Head, pronotum and mesonotum bronzy-brown; abdomen with the base pale sanguineous, apical half black, sometimes with the segmental margins testaceous; body beneath and legs brownish-ochraceous, apical area of abdomen beneath, blackish; tegmina shining pale bronzy-brown, irrorated with paler markings, of which two central ones are transverse and angularly directed outwards, a prominent black spot on lower half of apical margin; wings fuliginous, darker on apical area; vertex, pronotum and mesonotum, thickly, finely granulose; face with an anterior transverse ridge; other structural characters as in generic diagnosis.

Long. excl. tegm. 4 to 5 mm. Exp. tegm. 10 to 14 mm.

Loc. Seychelles. Silhouette: from highest forest, over 2000 feet. Mahé: high forest of Morne Blanc and Pilot. One imperfect specimen from each locality.

181. *Armilustrium scotti*, sp. n. (Plate 50, fig. 4 a).

Head, pronotum and mesonotum bronzy-brown; abdomen sanguineous, with broad, shining-black, transverse, segmental fasciæ, extreme lateral margins sanguineous; body beneath and legs brownish-ochraceous, abdomen as above; tegmina greyish-white irregularly speckled with brownish-ochraceous venation shining yellow, a prominent black spot on lower half of apical margin, wings mutilated in typical specimen.

Differs from the preceding species *A. gardineri* by its larger size, different coloration of the abdomen, and by the practical absence of the anterior transverse ridge to the face.

Long. excl. tegm. 6 mm. Exp. tegm. 13 mm.

Loc. Seychelles. Mahé: Cascade Estate, about 800—1500 feet.

One imperfect specimen.

CARMENTALIA, gen. nov.

Vertex of head broad, about twice as broad as long, excluding eyes a little narrower than pronotum, centrally and marginally carinate, anterior margin a little angularly convex; face about as long as broad, anterior margin truncate, lateral margins obliquely widening to posterior margins of eyes and then obliquely narrowing to clypeus, centrally longitudinally carinate and with two curved ridges on anterior area; clypeus centrally ridged; pronotum about as long as head, centrally ridged, anterior margin broadly convex, posterior margin moderately concave; mesonotum large and long, considerably longer than head and pronotum together, tricarinate, the lateral carinations inwardly furcate near anterior margin, posterior tibiae with a distinct spine beyond middle; tegmina twice as broad as long, costal membrane very narrow, costal margin very finely spinulose, reticulately veined beyond middle, and with a subapical series of transverse veins; wings shorter and broader than tegmina, two transverse veins on anterior disk and some of the veins furcate on apical and posterior margins.

182. *Carmentalia biformis*, sp. n. (Plate 50, fig. 5 a).

Vertex, pronotum and mesonotum ochraceous; abdomen above more or less sanguineous; body beneath and legs very pale ochraceous; tegmina subhyaline, claval

area and apical area of posterior margin more or less fuscous-brown, a distinct black spot on lower half of apical margin; wings hyaline, the venation pale ochraceous; eyes black, lateral marginal areas of mesonotum, castaneous; structural characters as in generic diagnosis.

Var. a. Tegmina without the fuscous-brown suffusions, these being replaced by pale yellowish.

Long. excl. tegm. 5 to 6 mm. Exp. tegm. 15 mm.

Loc. Seychelles. Silhouette: Mare aux Cochons, and high forest above. Mahé: near Morne Blanc, about 1000 feet; top of Mount Sebert, nearly 2000 feet; Cascade Estate, about 1000 feet; forest near Mount Harrison 1700 feet.

NEOPRIVESA, gen. nov.

Allied to *Privesa* but differing by the costal membrane of the tegmina being very narrow for about one-fourth from base and then moderately amplified towards apex; in the type specimen here figured there is a transverse vein to the lower ulnar area, but this is not a constant character; the face is shorter and broader, and the vertex distinctly conically rounded. The structure of the costal membrane to the tegmina, and the conically rounded anterior margin of the vertex compel generic separation.

183. *Neoprivesa fuscovaria*, sp. n. (Plate 49, figs. 8, 8 a).

Body above brownish-ochraceous, more or less spotted or suffused with black; margins of vertex before eyes, and carinations to pro- and mesonota, pale ochraceous; body beneath and legs pale ochraceous, face finely sprinkled with fuscous; tegmina subhyaline with fuscous-brown markings and suffusions, the most prominent of these are oblique, irregular fasciæ on apical area; the transverse veins to costal membrane are prominently fuscous; wings hyaline, the veins, apical margin and a longitudinal streak—widened posteriorly—before abdominal area, dark fuliginous; vertex conically rounded in front; pronotum with the lateral areas ochraceous.

Long. excl. tegm. 7 mm. Exp. tegm. 19 mm.

Loc. Seychelles. Mahé: country above Port Glaud, about 500 to 1000 feet; Baie Lazare; Anonyme Island. Silhouette: Mare aux Cochons.

Aldabra; 1907 (Thomasset), 1908 (Fryer).

Genus PRIVESA.

Privesa Stål, Rio Jan. Hem. ii. p. 70 (1858); Melich., Ann. Hofmus. Wien, xiii. p. 282 (1898); Dist., Faun. Brit. Ind. Rhynch. iii. p. 386 (1906).

Dechitus Walk., Journ. Ent. i. p. 311 (1862).

184. *Privesa fryeri*, sp. n. (Plate 49, fig. 7 a).

Body and legs ochraceous; a spot on each side of vertex and a discal central spot to pronotum divided by a median pale carinate line, fuscous; mesonotum more

or less suffused with fuscous, the carinations pale ochraceous; apical abdominal appendages fuscous; face with four dark spots near anterior margin and a sublateral series of small fuscous spots on each side; clypeus with oblique dark striæ on each side; tegmina more or less fuscous much darker in some places than in others, two large pale spots in costal membrane, the first usually ochraceous, the second hyaline with the veins ochraceous, and more narrowly continued on radial area, two large oblique hyaline spots on disk, a similar but smaller spot at apex, the apical margin also suffused with hyaline; wings hyaline, the veins, margin and a longitudinal suffusion near abdominal area, fuliginous; anterior angles of vertex slightly prominent; face with the anterior margin truncate, centrally longitudinally carinate, the lateral margins subparallel; mesonotum with three longitudinal carinations, the lateral ones anteriorly inwardly forked; posterior tibiæ with two strong spines.

Long. excl. tegm. 6 mm. Exp. tegm. 16 to 17 mm.

Loc. Aldabra (Fryer). Assumption (Fryer).

This species is allied to *P. punctifrons* Sign., by the sublateral punctate markings to the face, a species recorded from Madagascar and the Comoro Islands. It cannot however be that species as Signoret describes it "élytres entièrement hyalines, sans macule au bord supérieur."

185. *Privesa melanaria*, sp. n. (Plate 49, fig. 6 a).

Vertex and pronotum ochraceous with fuscous spots, the two most prominent being on vertex; mesonotum dark ochraceous or castaneous with black macular suffusions; abdomen above fuscous, the segmental margins pale ochraceous; body beneath and legs ochraceous, face with two transverse black fasciæ and a sublateral series of small transverse spots; clypeus with dark oblique striæ on each side; tegmina brownish-ochraceous, the costal membrane and apical margin hyaline with scattered brownish-ochraceous spots, the disk more or less suffused with darker markings, and in well-preserved specimens greyishly tomentose, a grey curved line at inner margin of apical area; wings dark fuliginous; vertex with the anterior angles distinctly acutely prominent, face thus appearing slightly concave at anterior margin, its lateral margins obliquely rounded; pronotum strongly centrally carinate; mesonotum longitudinally tricarinate, the lateral carinations inwardly anteriorly forked; posterior tibiæ with two strong spines.

Long. excl. tegm. 6 to $6\frac{1}{2}$ mm. Exp. tegm. 17 mm.

Loc. Seychelles. Mahé: Long Island, vii. 1908. Silhouette: near Mont Pot-à-eau.

The structure and markings of the face give this species a very distinct appearance.

PRIVESANA, gen. nov.

Allied to *Privesa* Stål, from which it principally differs in the width of the costal membrane, which in *Privesa* is considerably broader than the radial area; in *Privesana* it is scarcely more than half the breadth of the radial area.

186. *Privesana infusca*.

Privesa infusca Dist., Trans. Linn. Soc., Ser. 2, Zool. xiii. p. 42, Pl. 4, fig. 5 *a* (1909).

Loc. Seychelles. Mahé, 1905 and 1908—9; Cascade Estate, over 1000 feet; near Morne Blanc. Silhouette: Mare aux Cochons, 1908. Praslin, 1905. In Scott's experience this species was exclusively found among fallen dead leaves of the endemic screw-pine tree, *Pandanus hornei*, in the mountain-forests.

Genus OSAKA.

Osaka Dist., Trans. Linn. Soc. Lond. Zool. xiii. p. 43 (1909).

187. *Osaka hyalina*.

Osaka hyalina Dist., Trans. Linn. Soc., Ser. 2, Zool. xiii. p. 44, Pl. 4, figs. 15, 15 *a* (1909).

Loc. Seychelles. Silhouette: near Mont Pot-à-eau, and from Mare aux Cochons, about 1000 feet. Mahé; near Morne Blanc, Cascade Estate, 800—1000 feet. Marie Anne Island.

Aldabra: Takamaka; Île Michel (Fryer).

188. *Osaka relata*.

Osaka relata Dist., Trans. Linn. Soc., Ser. 2, Zool. xiii. p. 44 (1909).

Loc. Seychelles. Mahé; from near Morne Blanc, 1908. Cousin Island, 1905. Praslin, 1908.

Aldabra: Takamaka, 1908 (Fryer).

Subfamily FLATINÆ.

None of the larger and more handsome species of this subfamily have been received from the Seychelles, such as the large and conspicuous *Phromnia rubra* Sign. found somewhat common in Madagascar. In fact I can only now enumerate three species, and we may therefore conclude that the Flatinæ are very poorly represented.

Genus ULUNDIA.

Ulundia Dist., Insect. Transvaal, i. p. 250 (1910).

189. *Ulundia madagascariensis*.

Elidiptera madagascariensis Sign., Ann. Soc. Ent. Fr. (3), viii. p. 199 (1860).

Ormenis madagascariensis Stål, Hem. Afric. iv. p. 243 (1866); Melich., Ann. Nat. Hofmus. xvii. p. 76, T. v. f. 19 (1902).

Loc. Aldabra: Takamaka, &c., x—xii. 1908 (Fryer).

This species was described by Signoret from Madagascar, and is also recorded by Melichar as from German East Africa. Another species is known from Natal (1910).

Genus KETUMALA.

Ketumala Dist., Faun. Brit. Ind. Rhynch. iii. p. 446 (1906).

190. *Ketumala rubromarginata*, sp. n. (Plate 50, fig. 2 *a*).

Body and legs very pale greenish (in older specimens ochraceous), more or less thickly greyishly tomentose; tegmina very pale greenish, or ochraceous, slightly

greyishly tomentose, costal margin very narrowly from beyond middle, apical margin, and inner margin to apex of clavus (more broadly), sanguineous; wings milky white; vertex of head including eyes narrower than pronotum, the anterior lateral angles a little acutely prominent; face a little broader than long with a central carination not quite reaching clypeus; pronotum anteriorly truncately produced; mesonotum with two discal carinations; tegmina twice as long as broad, costal margin not sinuate, apical margin subtruncate, costal membrane in some places wider than radial area; clavus distinctly granulose, the granules somewhat sanguineous; posterior tibiae with two short spines beyond middle.

Long. excl. tegm. $6\frac{1}{2}$ mm. Exp. tegm. $18\frac{1}{2}$ to 19 mm.

Loc. Seychelles. Silhouette: Mont Pot-à-eau, high forest, over 1000 feet.

Genus FLATOIDES.

Flatoides Guér., Règn. Anim. Ins., p. 362 (1838); Dist., Faun. Brit. Ind. Rhynch. iii. p. 459 (1906).

191. *Flatoides protea*, sp. n. (Plate 50, figs. 9 a, b).

Body above very pale virescent, inclining to pale ochraceous, abdomen above with the segmental margins greyishly tomentose; pronotum with three small discal black spots; mesonotum with six black spots of which the two lateral spots are the largest; body beneath and legs pale ochraceous, more or less greyishly tomentose; tegmina very pale virescent with a few darker and paler suffusions; wings creamy-white, the venation ochraceous; head including eyes distinctly narrower than pronotum at base; vertex longer than broad, somewhat attenuated towards apex, the lateral margins distinctly reflexed and with two small black spots on each side; face considerably longer than broad, a little concave, the lateral margins strongly ridged and a little concave at region of the eyes; tegmina about twice as long as broad, the costal membrane nearly three times as broad as radial area, the costal membrane and apical margin strongly veined; posterior tibiae with two spines.

Var. Tegmina more ochraceous in hue with black suffusions as in fig. (9 b).

Long. excl. tegm. 8 mm. Exp. tegm. 18 mm.

Loc. Seychelles. Silhouette, from marshy plateau of Mare aux Cochons, about 1000 feet, and forest above. Mahé, from near Morne Blanc.

Subfamily Delphacinae.

This subfamily is well represented in the present collection. I was only enabled to enumerate one species in the result of the former expedition; fourteen species comprised in five genera are now recorded.

Genus PUNDALUOYA.

Pundaluoya Kirk., J. Bomb. Nat. Hist. Soc. xiv. p. 52 (1902); Dist., Faun. Brit. Ind. Rhynch. iii. p. 467 (1906).

192. *Pundaluoya simplicia*.

Pundaluoya simplicia Dist., Faun. Brit. Ind. Rhynch. iii. p. 468, fig. 255 (1906).

Loc. Seychelles. Mahé: near Morne Blanc; Mare aux Cochons district, 1000—2000 feet; Cascade, sea-level. Praslin: Côtes d'Or Estate. From grass, &c., in cultivated places.

This species is already proved to have a very wide distribution. I originally described it from Ceylon; since then it has been received from South Nigeria where it was found by Dr Lamborn breeding on the young shoots of *Kola* and *Cacao*. It is now to be also recorded from the Seychelles. The British Museum possesses a specimen from Hawaii named by the late Mr Kirkaldy as *Peregrinus maidis* Ashm., and his localities Fiji, New South Wales and Java probably also refer to *P. simplicia*.

193. *Pundaluoya pulchella*.

Pundaluoya pulchella Dist., Ann. Mag. Nat. Hist. (8), ix. p. 190 (1912); loc. cit. vi. p. 135, fig. 97 (1916).

Loc. Seychelles. Mahé: Cascade Estate, about 800 feet and over. Brit. India: Bengal, Travancore, Bombay. Ceylon.

OPICONSIVA, gen. nov.

Allied to *Pundaluoya* Dist. from which it differs in the elongate face, twice, or a little more than twice, longer than broad; vertex about as long or distinctly longer than broad; tegmina always quite three times longer than broad; posterior tibiae with a short spine beyond middle, in addition to the inner long apical spur, and the short outer apical spine.

Type. *O. fuscovaria* Dist.

194. *Opiconsiva fuscovaria* (Plate 50, fig. 10 a).


Head, pronotum and mesonotum castaneous, abdomen ochraceous with darker shadings; body beneath and legs ochraceous; tegmina pale shining, bronzy-brown, costal and apical margins (narrowly), and about the lower half of apical area fuscous, remaining inner half paler fuscous; wings hyaline, the veins fuliginous; head (including eyes) narrower than pronotum, antennæ brownish-ochraceous; face much longer than broad, marginally and medially strongly carinate, the medial carination bifurcate at base, obliquely narrowed near clypeus; mesonotum tricarinate; tegmina about three times longer than broad; posterior tibiae with a long robust apical spine and a short spine beyond middle.

Long. excl. tegm. 3 mm. Exp. tegm. 11 to 11½ mm.

Loc. Seychelles. Silhouette: near Mont Pot-à-eau, and from Mare aux Cochons, over 1000 feet. Marie Anne Island. Mahé: Cascade Estate, 800—1000 feet; high forest of Morne Blanc; Anonyme Island. Found in the mountain-forests at considerable elevations, and also in drier forest vegetation near sea-level.

195. *Opiconsiva colorata*, sp. n. (Plate 50, fig. 11 a).

Head, pronotum and mesonotum black; posterior angle of mesonotum and about basal half of abdomen above, ochraceous, apical half of abdomen black; body beneath and legs ochraceous; head and abdomen beneath black; tegmina subhyaline, the veins ochraceous, costal margin (narrowly), apical margin (slightly broader) and inner and



claval areas, more or less, dark fuscous; wings hyaline, the veins fuliginous; head (including eyes) narrower than pronotum, antennæ with the basal joint black, the second joint ochraceous; face much longer than broad, marginally and medially strongly carinate, the medial carination bifurcate at base, obliquely narrowed near clypeus; mesonotum tricarinate; tegmina about three times longer than broad; posterior tibiæ with a long robust apical spine and a short spine beyond middle.

Long. excl. tegm. 2 mm. Exp. tegm. 6 mm.

Loc. Seychelles. Silhouette: high country near Mont Pot-à-eau, about 1500 feet; Mare aux Cochons, plateau and jungle above; low coconut-planted country near the coast, Pointe Etienne. Mahé: from near Morne Blanc; Cascade Estate, 800—1000 feet, and forest above; marshes on coastal plain at Anse aux Pins and Anse Royale. Found in grasses, &c., in more open places in lower parts of mountain-forests.

196. *Opiconsiva balteata*, sp. n. (Plate 51, fig. 8 a).

Vertex of head pale ochraceous, eyes black; pronotum and mesonotum pale castaneous-brown, both with a broad, longitudinal, pale ochraceous fascia, abdomen above black, its base and apex pale ochraceous; face and clypeus ochraceous, the former with the lateral areas black; sternum and legs ochraceous; tegmina subhyaline, the veins ochraceous; inner margin, scarcely reaching claval area, dark fuscous; wings subhyaline, the venation pale fuliginous; head (including eyes) narrower than pronotum; face much longer than broad, the posterior lateral margins distinctly rounded.

Long. excl. tegm. $2\frac{1}{2}$ mm. Exp. tegm. 6 mm.

Loc. Seychelles. Mahé: Cascade Estate, about 1000 feet; country above Port Glaud, 500—1000 feet.

By the coloration of the tegmina this species is allied to the two preceding species *O. fuscovaria* and *O. colorata*, but differs by the broad pale fascia to the pro- and mesonota, which character allies it to the two following species, *O. insularis* and *O. derelicta*, but from all these it is to be distinguished by the structure of the face, which is distinctly rounded posteriorly.

197. *Opiconsiva gloriosa*, sp. n.

Head, pronotum and mesonotum black; a broad, longitudinal central pale ochraceous fascia, occupying the whole central area of vertex and passing through pro- and mesonota; head beneath black; body beneath more or less black (imperfectly seen in unique carded specimen); legs ochraceous; tegmina black, the claval area paler and with two longitudinal black spots at apex, about two-thirds of posterior marginal area pale greyish subhyaline, the inner apical area palely blackish; the longitudinal pale ochraceous fascia more or less depressed, head including eyes narrower than pronotum; veins to tegmina moderately setigerous; vertex and face distinctly projecting beyond the eyes.

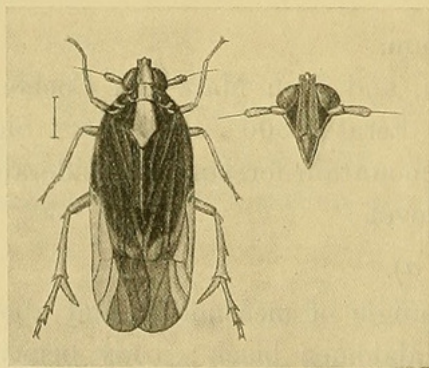


Fig. 3. *Opiconsiva gloriosa* Dist.

Long. incl. tegm. $5\frac{1}{2}$ mm.

Loc. Seychelles. Mahé: marshes on coastal plain at Anse aux Pins and Anse Royale.

A single specimen only contained in the collection.

198. *Opiconsiva insularis*, sp. n. (Plate 50, fig. 12 a).

Vertex of head, pronotum and mesonotum pale shining greyish; antennæ and lateral areas of pro- and mesonota pale castaneous, those of the mesonotum darker; face, clypeus, rostrum and legs ochraceous; facial carinæ and a spot on each side of mesonotum, fuscous; abdomen beneath black with marginal ochraceous spots; tegmina pale ochraceous, the inner area pale fuscous; vertex somewhat narrow, distinctly extended before eyes, its apex truncate with a submarginal carination on each side; pronotum about as long as vertex; mesonotum longer than pronotum and vertex together; posterior tibiæ with a spine beyond middle and a long, robust apical spur; face a little more than twice longer than broad.

Long. incl. tegm. 3 mm.

Loc. Seychelles. Silhouette: low coconut-planted country near the coast, Pointe Etienne. Mahé: Cascade Estate, about 1000 feet.

199. *Opiconsiva derelicta*, sp. n. (Plate 50, fig. 13 a).

Allied to *O. insularis* but the colour and markings much paler in hue; vertex of head a little longer and less truncate at apex; face slightly longer, the lateral margins not parallel, being distinctly narrowed before eyes.

Long. $3\frac{1}{2}$ mm.

Loc. Seychelles. Mahé: from lower country. A single specimen only is contained in the collection.

200. *Opiconsiva modesta*, sp. n. (Plate 50, fig. 14 a).

Head, pronotum and mesonotum ochraceous; tegmina very pale ochraceous, with the venation darker; body beneath and legs ochraceous, abdomen beneath with basal and apical black spots; vertex a little longer than pronotum, projecting a little in front of eyes, the apex subtruncate; mesonotum prominently tricarinate; face twice as long as broad, a little narrowed before eyes; posterior tibiæ with a spine beyond middle and a long robust apical spur.

Long. 3 mm.

Loc. Seychelles. Mahé: Cascade, cultivated country near sea-level.

Genus NILAPARVATA.

Nilaparvata Dist., Faun. Brit. Ind. Rhynch. iii. p. 473 (1906).

This genus was founded for the reception of a species from Ceylon. I am unable to generically separate the following species, though the antennæ are inserted at about middle of eyes and not beneath them, while the venation of the wings is setigerous, and the vertex not longer than broad.

201. *Nilaparvata mahensis*, sp. n. (Plate 51, fig. 14 a).

Head ochraceous with three black punctate spots; pronotum very pale stramineous, with two central black spots; mesonotum castaneous, the carinations much paler; body beneath and legs ochraceous; tegmina subhyaline, the veins ochraceous and setigerous; vertex about as long as broad, lateral margins strongly carinate, their anterior angles moderately acutely prominent, two oblique discal carinations commencing at about middle of lateral margins and angularly meeting slightly in front of anterior margin, basal margin carinate; face elongate, very much longer than broad, centrally and laterally carinate, the central carination furcate at anterior margin; clypeus strongly, broadly, laterally and medially carinate, about half the length of face; antennæ inserted at about middle of eyes, second joint much longer than first, incrassate and granulose; pronotum about as long as vertex, centrally, laterally and anteriorly carinate; mesonotum distinctly tricarinate.

Long. 2 mm.

Loc. Seychelles. Mahé: Port Victoria, from grass in Botanic Gardens.

A single specimen only procured.

CONSUALIA, gen. nov.

Head projecting beyond the eyes, centrally and laterally carinate, apical margin a little centrally produced; face elongate, slightly broadened before clypeus, centrally bicarinate, clypeus centrally and laterally carinate; antennæ with the first and second joints long and moderately robust, second a little longer than first; pronotum short, conically produced between the eyes, posterior margin prominent; mesonotum longer than head and pronotum together, with five longitudinal carinations, the three central longest and percurrent, the two lateral ones shorter and oblique; abdomen broad, robust, centrally ridged, the lateral margins flattened; posterior legs long, the tibiæ with a short spine near base, a longer spine beyond middle, and with a long robust apical spur; tegmina about twice as long as broad, apical margin convexly rounded, costal membrane without transverse veins, discal veins longitudinal, a series of transverse veins before apex delimiting apical cells, those at apical angle short and oblique; wings much shorter but almost as broad as tegmina, two transverse veins on upper disk.

202. *Consualia robusta*, sp. n. (Plate 50, fig. 6 a).

Body dark castaneous; posterior angle of mesonotum, base and central longitudinal ridge to abdomen, and legs, more or less testaceous; tegmina pale brownish-ochraceous, the venation fuscous; wings pale fuliginous, the veins darker; structural characters as in generic diagnosis.

Long. excl. tegm. $5\frac{1}{2}$ mm. Exp. tegm. 10 mm.

Loc. Seychelles. Silhouette: near Mont Pot-à-eau, over 1000 feet.

Genus UGYOPS.

Ugyops Guér., Voy. Ind.-Orient. Bélanger, Zool., p. 477 (1834); Syn. Dist., Trans. Linn. Soc. London, Zool. xiii. p. 44 (1909).

203. *Ugyops senescens* (Plate 49, fig. 3 a).

Ugyops senescens Dist., Trans. Linn. Soc., Ser. 2, Zool. xiii. p. 44, Pl. 4, figs. 16 a, b (1909).

Loc. Amirantes: Desroches Island, 1905. Seychelles: Mahé, Praslin, Silhouette, from near sea-level (not from the mountain-forests).

I have figured a variety in which the markings of the tegmina are darker and the basal joint of the antennæ paler than in the type previously delineated.

204. *Ugyops facialis*, sp. n. (Plate 49, fig. 2 a).

Body above ochraceous; vertex of head with four black longitudinal lines; pronotum with a few dark spots on each lateral area; mesonotum with five longitudinal dark carinate lines which are usually black; abdomen spotted and suffused with castaneous, especially on disk and lateral margins; body beneath and legs ochraceous, face darker in hue and suffused with small paler and darker macular markings; tegmina subhyaline, the venation darker, the longitudinal veins considerably ochraceously broken, a series of longitudinal veins crossing disk of tegmina beyond middle and a few transverse veins before apex; wings hyaline, the venation fuscous; antennæ with the first and second joints ochraceous, about apical half of second, black; head with the central lobe distinctly prominent at apex, face long, narrow and prominent, extending for some distance before eyes, moderately widened from about anterior margin of eyes and again slightly narrowed before clypeus, central longitudinal ridge prominent, duplex for about anterior half, lateral margins distinctly reflexed; tegmina a little more than three times as long as broad.

Long. excl. tegm. 7 to $7\frac{1}{2}$ mm. Exp. tegm. 20 mm.

Loc. Seychelles. Silhouette: near Mont Pot-à-eau, all over 1000 feet, and from Mare aux Cochons and forest above. Mahé: Mare aux Cochons district, over 1000 feet. Aldabra: 1908 (Fryer). In contrast to the preceding species, this species was found in the Seychelles at considerable elevations and in endemic-forest districts.

205. *Ugyops seychellensis*, sp. n. (Plate 49, fig. 4 a).

Body and legs bright castaneous, lateral longitudinal sulcations to face, black; tegmina pale bronzy-brown, the veins darker, a few linear darker markings on claval vein; wings subhyaline, the veins fuliginous; head projecting a little beyond anterior margins of eyes; face elongate amplified beyond eyes towards clypeus, prominently centrally longitudinally carinate, the lateral longitudinal black sulcations, profound; antennæ brownish-ochraceous, first and second joints robust; pronotum strongly centrally ridged; mesonotum with five longitudinal ridges; abdomen distinctly centrally ridged; tegmina with the veins more or less distinctly finely setigerous; posterior tibiæ with three distinct spines.

Long. excl. tegm. 5 to $5\frac{1}{2}$ mm. Exp. tegm. 14 mm.

Loc. Seychelles. Mahé: high forest of Morne Blanc and Pilot, circa 2000 feet; slopes of Morne Seychellois, 1500—2000 feet.

AMBARVALIA, gen. nov.

Vertex of head considerably produced in front of eyes, about as far as from anterior margins of eyes to base of head, a little widened on apical area, centrally longitudinally carinate, the carination becoming bifid in front of eyes, the margins elevately carinate, face prominently extended in front of eyes, apex somewhat conically rounded, widened towards posterior margin, centrally longitudinally carinate; clypeus short, broad, less than half the length of face, centrally carinate; antennæ with the first and second joints distinctly incrassated, second much longer than first; pronotum only a little shorter than mesonotum, strongly tricarinate; mesonotum tricarinate, the disk moderately raised and flattened; posterior tibiæ with a strong apical spur which is serrate on its inner margin; tegmina four times longer than broad, veins longitudinal, on inner margin of apical area are two short oblique veins.

I have only seen one carded specimen of this very interesting genus, the details of the under surface being thus indescribable.

206. *Ambarvalia pyrops*, sp. n. (Plate 51, fig. 1 a).

Black; the carinations to vertex, pro- and mesonota obscurely ochraceous, the posterior margins of the latter two being also more or less finely spotted with the same colour; tegmina finely spotted with greyish and ochraceous, the apical area unspotted; anterior and intermediate tibiæ basally and apically annulated with ochraceous, apex of posterior tibiæ including the apical spur ochraceous, posterior tarsi with the apex of first joint and the whole of second joint, ochraceous; structural characters as in generic diagnosis.

Long. 4 mm.

Loc. Seychelles. Mahé, near Morne Blanc, about 1000 feet.

Family **Cercopidæ**.

Only one species belonging to this family is contained in the collection. It is in the Ethiopian region that the genus which contains this species is more largely represented and Madagascar contributes its largest and most showy species.

Subfamily **Aphrophorinæ**.

207. *Ptyelus mahei*.

Ptyelus mahei Dist., Trans. Linn. Soc., Ser. 2, Zool. xiii. p. 45, Plate 4, fig. 14 a (1909).

Loc. Seychelles. Silhouette: near Mont Pot-à-eau, over 1000 feet; highest forest, over 2000 feet; Mare aux Cochons, about 1000 feet. Mahé: from near Morne Blanc and high forest of same; high damp forest at summit of Pilot, over 2000 feet; high damp forest between Trois Frères and Morne Seychellois, about 1500—2000 feet; Cascade Estate, 800—1000 feet; forest near Mount Harrison, 1700 feet.

In high damp forests, often sitting on palm leaves, &c. (Hugh Scott).

A variable species in coloration; sometimes the pale central spot to tegmina, before the apical area (see fig.), is obsolete, or entirely absent; the colour of the tegmina also varies from piceous-brown to either brownish-ochraceous or blackish.

Family Jassidæ.

Subfamily Bythoscopinæ.

This subfamily is represented by five* genera, three of which are found in the Indian fauna, and two described for the first time may also eventually prove to belong to that region. *Nehela* is represented by eight species. The Hawaiian Islands appear to possess only one genus, *Bythoscopus*.

Genus IDIOCERUS.

Idiocerus Lewis, Trans. Ent. Soc. Lond. i. p. 47 (1836); Dist., Faun. Brit. Ind. Rhynch. iv. p. 184 (1907).

208. *Idiocerus scotti*, sp. n.

Vertex of head pale greenish-ochraceous; pronotum and scutellum more virescent, the former with a small black spot near each lateral margin (in some varietal forms with two central spots also), the latter with two small black spots on basal margin; body beneath and legs pale greenish-ochraceous; tegmina olivaceous-brown, costal area very pale greenish-ochraceous and containing a large prominent black spot near middle, extreme costal margin bright olivaceous-green; face with a slightly darker spot at anterior margin and a longer similar spot from eyes to base of clypeus; a somewhat elongate species; vertex of head nearly three times as broad as long, front, including face, about as long as broad; apices of the joints to posterior tarsi, black.

Long. incl. tegm. 4 to $4\frac{1}{2}$ mm.

Loc. Seychelles. Silhouette: near Mont Pot-à-eau; Mare aux Cochons, plateau and jungle near by. Mahé: Cascade Estate, about 1000 feet. Praslin: Côtes d'Or Estate, especially from Coco-de-Mer forest in the Vallée de Mai. Félicité Island: from forest.

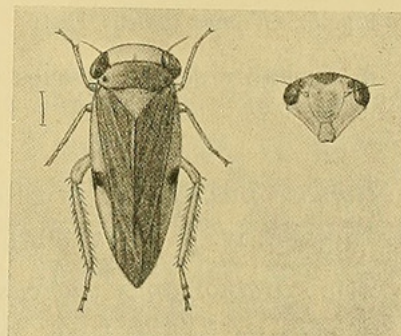


Fig. 4. *Idiocerus scotti* Dist.

KRONOS, gen. nov.

Vertex of head slightly more than twice as broad as long, rounded in front, moderately obliquely depressed; face globosely depressed, broader than long, lateral margins concavely sinuate, narrow and truncate before clypeus, which is narrow and about two-thirds the length of face; ocelli much nearer eyes than to each other; pronotum obliquely, anteriorly depressed, and moderately raised on disk, about twice as broad at base as long; scutellum about twice as broad at base as long, broadly

* *Galboa typica* Dist. (Trans. Linn. Soc. London, Zool. xiii. p. 46, Pl. 4, fig. 11 (1909)) was described from the first collection made by Prof. Gardiner (Mahé) but was not contained in the larger collection here described.

foveately excavate on disk; posterior tibiae thickly, strongly spinulose; tegmina more than twice as long as broad, a few transverse veins on costal membrane beyond middle, three apical cells.

Allied to *Bythoscopus* but differs by the globose and differently constructed face, foveate scutellum, &c.

209. *Kronos typicus*, sp. n.

Vertex of head, pronotum and scutellum ochraceous, the last much paler in hue and with a darker spot near each basal angle; body beneath and legs ochraceous; apices of the posterior tibiae and the posterior tarsi—excluding base—fuscous; tegmina brownish-ochraceous, with some small dark spots on claval margin, narrow apical margin distinctly darker; face and clypeus ochraceous; cheeks more or less spotted with black; structural characters as in generic diagnosis.

Long. incl. tegm. $4\frac{1}{2}$ mm.

Loc. Seychelles. Mahé: from near Morne Blanc and high forest of Morne Blanc and Pilot.

Fig. 5. *Kronos typicus* Dist.

A probably scarce species as the collection only contained two examples.

Genus BYTHOSCOPIUS.

Bythoscopus Germ., in Silberm., Rev. Ent. i. p. 180 (1833); Syn. Dist., Faun. Brit. Ind. Rhynch. iv. p. 190 (1907).

210. *Bythoscopus indicus*.

Macropsis indica Leth., Bull. Soc. Zool. Fr. 1892, p. 209.

Pachyopsis chlorophana Melich., Hom. Faun. Ceylon, p. 153 (1903).

Bythoscopus indicus Dist., Faun. Brit. Ind. Rhynch. vi. p. 227 (1916).

Loc. Seychelles. Silhouette: Mare aux Cochons. Also found in Ceylon, Brit. India, and Tenasserim.

A single specimen only secured.

Genus NEHELA.

Nehela Buch. White, Proc. Zool. Soc. 1878, p. 473; Dist., Faun. Brit. Ind. Rhynch. vi. p. 231 (1916).

Pachynus Stål, Hem. Afr. iv. p. 127 (1866), nom. præocc.

Igerna Kirk., Wien. ent. Zeit. xxii. p. 13 (1903), n. nom.

Stål's name *Pachynus* was preoccupied, but its synonym *Nehela* Buch. White is available, and Kirkaldy's new name is therefore not required. The genus is very widely distributed, the type being from St Helena; it is also found throughout tropical Africa, and British India and Ceylon. Mr Hugh Scott found this genus very abundant in the mountain-forests; it appears entirely confined to the endemic forest.

Melichar has recently described and figured a Javan species under the name of *Oncopsis nigrinus* (Notes Leyden Mus. xxxvi. p. 121, Pl. 3, fig. 9) which should either be included in *Nehela*, or otherwise that generic name should give place to *Oncopsis* Burm. (1837). But as Burmeister gives as typical *Oncopsis* the *lanio* Linn., it cannot very well apply to *nigrinus* Melich. which I regard as an undoubted *Nehela*.

211. *Nehela bimaculicollis* (Plate 51, fig. 25 a).

Bythoscopus (*Oncopsis*) *bimaculicollis* Stål, Öfv. Vet.-Ak. Förh. 1855, p. 100.

Pachynus bimaculicollis Stål, Hem. Afr. iv. p. 127 (1866); Melich., Wien. ent. Zeit. xxiv. p. 297 (1905).

Agallia quadrinotata Melich., Hom. Ceylon, p. 151 (1903).

Igera bimaculicollis Jacobi, Kilimandjaro-Meru Exped. 12 (7), p. 129, T. 11, fig. 28 (1910).

Nehela bimaculicollis Dist., Faun. Brit. Ind. Rhynch. vi. p. 232 (1916).

Loc. Seychelles. Silhouette: forest above Mare aux Cochons. Mahé: Cascade Estate, forest, above 1000 feet; Anonyme Island. Also found in Ceylon, Brit. India, and in East and South Africa.

Jacobi's figure (supra) appears, at least, to represent a variety?

212. *Nehela spectabilis*, sp. n. (Plate 51, fig. 27 a).

Ochraceous; two spots on vertex of head, an oblique line on each side of pronotum from inner margins of eyes and two large spots at base of same, a spot at each basal angle of the scutellum, and a broad submarginal fascia to the tegmina—united to the margin near base—black; body beneath and legs ochraceous; face with two spots on apical margin, an oblique spot behind eyes, followed by an elongate spot on each side before clypeus, three spots on disk, and a central fascia to clypeus, black; sternum and base of abdomen black; structure of face better shown by the figure here given.

Long. incl. tegm. 5 mm.

Loc. Seychelles. Mahé: Mare aux Cochons district, 1000—2000 feet.

A single specimen of this handsome species was alone found in this collection.

213. *Nehela elegantula*, sp. n. (Plate 51, fig. 24 a).

Ochraceous; two spots on vertex nearly equidistant from eyes and from each other, between them a central longitudinal line, a large spot on each side of pronotum before middle, between them a central longitudinal fascia, and a curved anterior fascia on each side behind eyes, a spot at each basal angle of scutellum and a transverse spot on disk; tegminal veins and a very broad submarginal fascia, two anterior marginal spots to face and two smaller spots beneath them, a curved marginal spot on each side behind eyes and a spot at apex of clypeus, black; vertex of head narrow, subconically rounded anteriorly; anterior tibiae and tarsi pale fuscous.

Long. incl. tegm. 5 mm.

Loc. Seychelles: a fairly long series, entirely from the endemic forests. Silhouette: Mare aux Cochons, plateau and forest above, about 1500 feet. Mahé: country above Port Glaud, about 500—1000 feet; high damp forest at summit of Pilot, over 2000 feet;

from near Morne Blanc; slopes of Morne Seychellois, about 1500—2000 feet. Praslin: Côtes d'Or Estate.

In some specimens the thoracic markings are diminished in size, but in all examples the broad black submarginal fascia to the tegmina is constant.

214. *Nehela conspicua*, sp. n. (Plate 51, fig. 26 a).

Vertex of head pale ochraceous with two large central black spots; pronotum, scutellum and tegmina black, a central spot and posterior lateral margins to scutellum and inner margins to tegmina pale ochraceous; face black, anterior margin—including two black spots—a spot on each side before eyes, and the posterior lateral margins, pale ochraceous; legs and abdomen beneath pale ochraceous, the latter with transverse black fasciæ, apices of anterior tibiæ and tarsi blackish.

Long. incl. tegm. $4\frac{1}{2}$ to 5 mm.

Loc. Seychelles. Mahé: Cascade Estate, about 1000 feet; Mare aux Cochons district, 1000—2000 feet.

215. *Nehela lineoligera*, sp. n.

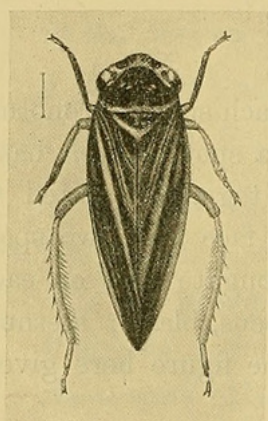


Fig. 6. *Nehela lineoligera*
Dist.

Vertex of head dull ochraceous with two prominent black spots; pronotum piceous or blackish, the posterior margin and two small discal spots on each side ochraceous, a large darker black spot on each side behind eyes; scutellum blackish, the lateral margins pale ochraceous; body beneath and legs ochraceous, anterior tibiæ and tarsi, apices of intermediate tibiæ and tarsi, and apices of posterior tarsi, black; tegmina blackish, costal margin, a distinct central longitudinal fascia, and the veins—more or less—very pale ochraceous or greyish; face imperfectly seen in unique carded specimen.

Long. incl. tegm. 5 mm.

Loc. Seychelles. Silhouette: high country near Mont Pot-à-eau.

216. *Nehela scutellata*, sp. n. (Plate 51, fig. 28 a).

Black; anterior margin of vertex (excluding centre), a spot before eyes, narrow posterior margin to pronotum, the scutellum, interior margins of tegmina, body beneath and legs, ochraceous; face with anterior margin, a spot near inner margin of each eye, and a central fascia to clypeus, black.

Long. incl. tegm. 4 mm.

Loc. Seychelles. Mahé: slopes of Morne Seychellois, about 1500—2000 feet.

A single specimen of this species only received. Apart from its distinct coloration and markings the structure of the face is very distinct, and this is better shown by the figure than by the less satisfactory method of a detailed description.

217. *Nehela flavolineata*, sp. n. (Plate 51, fig. 23 a).

Black; longitudinal, fasciate spots to vertex of head, two minute discal spots and posterior submarginal fascia to pronotum, lateral margins of scutellum, inner and

lateral margins and veins to tegmina, head beneath, sternum and legs, ochraceous; face with a short central longitudinal fascia, a spot on each side of anterior margin, a large spot on each side behind eyes and apex of clypeus, black; anterior tibiæ fuscous; vertex of head more evenly rounded than in preceding species.

Long. incl. tegm. $4\frac{1}{2}$ mm.

Loc. Seychelles. Silhouette: near Mont Pot-à-eau, highest forest, over 2000 feet; Mare aux Cochons, plateau and forest above. Mahé: top of Mount Sebert, nearly 2000 feet.

A superficial but constant characteristic of this species is the posterior pale submarginal fascia to the pronotum.

218. *Nehela aterrima*, sp. n. (Plate 51, fig. 22 a).

Head above, pronotum, scutellum and tegmina black, vertex with fine obscure yellowish streaks on each side near eyes; lateral margins of scutellum and outer and inner margins of tegmina pale ochraceous; body beneath and legs pale ochraceous, face with a transverse anterior marginal fascia (sometimes broadly centrally longitudinally continued as in figure, or with the anterior transverse fascia only), anterior tibiæ, apices of anterior tarsi, and transverse abdominal fasciæ, black.

Allied to the preceding species *N. flavolineata* from which it differs by the different structure and markings of the face as shown in figures, smaller size, and more melanic coloration.

Long. incl. tegm. 4 mm.

Loc. Seychelles. Silhouette: near Mont Pot-à-eau, over 1000 feet, Mare aux Cochons, plateau and jungle above. Mahé: high forest of Morne Blanc; country above Port Glaud, about 500—1000 feet; high damp forest at summit of Morne Pilot, over 2000 feet; Mare aux Cochons district, 1000—2000 feet; Cascade Estate, forest, above 1000 feet, and forest near Mount Harrison, 1700 feet; slopes of Morne Seychellois, about 1500—2000 feet. Félicité Island: from forest. Very numerous throughout the mountain-forests of Mahé and Silhouette.

Subfamily **Tettigoniellinæ**.

This subfamily is represented by four genera, two of which are described for the first time, the other two being originally recorded from British India where the Tettigoniellinæ are well represented. The Seychelles with only four genera and five species are poorly illustrative of the subfamily in which the Oriental region is so rich, and the Ethiopian region more moderately opulent. In the "Fauna Hawaiensis," Kirkaldy only enumerates one species and that one he had not seen himself.

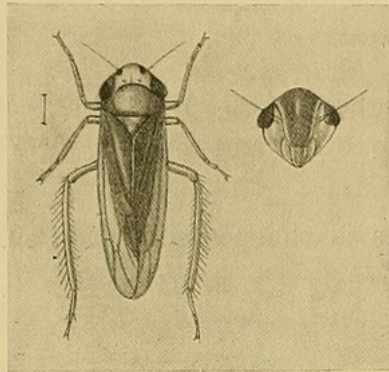
Genus **KOLLA**.

Kolla Dist., Faun. Brit. Ind. Rhynch. iv. p. 223 (1907).

This genus has a very wide distribution and is found in the Ethiopian, Oriental, Australasian and Neotropical regions, especially in the last.

219. *Kolla seychellensis*, sp. n.

Head, pronotum, scutellum, body beneath and legs, flavescent; vertex with two prominent black spots on anterior margin; face—excluding a short discal central line and the lateral margins—pale brownish-ochraceous, with darker transverse striations; tegmina greyish-subhyaline, the inner area reflecting the dark abdomen beneath; vertex a little more than half as long as breadth between eyes, a very fine central carinate longitudinal line; ocelli near base, about as near to each other as to eyes; face longer than broad, the lateral margins a little concave near eyes.

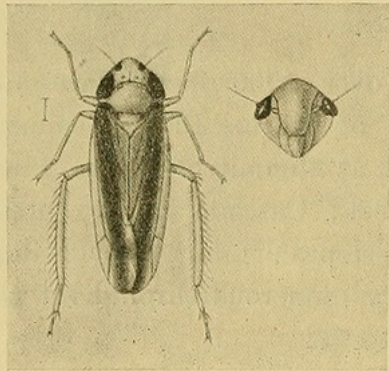
Fig. 7. *Kolla seychellensis* Dist.

Long. incl. tegm. 4 mm.

Loc. Seychelles. Mahé: Cascade Estate, 800—1000 ft.; Port Victoria, from grass in Botanic Gardens; marshes on coastal plain at Anse aux Pins and Anse Royale; Cascade, cultivated country near sea-level.

220. *Kolla funeralis*, sp. n.

Head, pronotum, scutellum, body beneath and legs, flavescent, vertex with two prominent black spots on anterior margin; scutellum with a darker spot near each basal angle; tegmina greyish, claval area somewhat bluish-grey, followed by a broad black longitudinal fascia which reaches apex, extreme costal margin flavescent; vertex only a little less in length than breadth between eyes, apical margin distinctly conical, a central carinate line not reaching apex, the ocelli near base, a little nearer to eyes than to each other; scutellum transversely impressed near base.

Fig. 8. *Kolla funeralis* Dist.

Long. incl. tegm. 3 mm.

Loc. Seychelles. Silhouette: Mare aux Cochons, from marshy plateau and forest above; low coconut-planted country near the coast, Pointe Etienne. Mahé: country above Port Gland, about 500—1000 feet, and near Morne Blanc.

MAIESTAS, gen. nov.

Allied to the genus *Kolla* Dist. in the general structure of the head, save that the ocelli are placed near the base and almost as near to eyes as to each other; another chief difference is in the venation of the tegmina which contains two transverse veins on disk, one near base, the other near middle, four large apical cells and three narrow ante-apical cells or areas.

221. *Maiestas illustris*, sp. n.

Vertex of head pale ochraceous, with two broad central longitudinal pale castaneous fasciæ and a similarly coloured short longitudinal line between them; pronotum pale ochraceous with six pale castaneous fasciæ of which the central two are largest and curved; scutellum with a small black spot near each basal angle, with two pale spots between and one beyond them; body beneath and legs ochraceous, the basal area of abdomen sometimes shaded with piceous; tegmina ochraceous, when closed reflecting the dark dorsal surface of the abdomen beneath them, the veins greyish-white, the apical cells more or less spotted or suffused with black; anterior and intermediate femora and tibiæ annulated with pale brownish; vertex of head about as long as breadth between eyes, longly produced and narrowed before eyes, the basal margin moderately concave; face longer than broad, from near anterior margins of eyes obliquely narrowed both anteriorly and posteriorly, finely transversely striate on each lateral area; pronotum about twice as broad as long, truncate posteriorly, convex anteriorly; scutellum about twice as broad at base as long.

Long. incl. tegm. $3\frac{1}{2}$ mm.

Loc. Seychelles. Silhouette: Mare aux Cochons, and forest near by and immediately above. Mahé: near Morne Blanc, country above Port Glaud, about 500—1000 feet; Cascade Estate, 800—1000 feet.

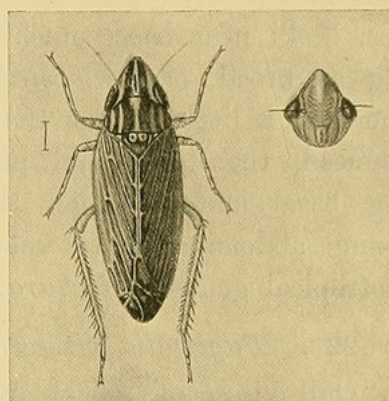


Fig. 9. *Maiestas illustris* Dist.

Genus *UJNA*.

Ujna Dist., Faun. Brit. India, Rhynch. iv. p. 239 (1907).

This genus was founded for two species from British India, one from Ceylon, the other from Tenasserim. The present species here described is the largest representative of the genus I have as yet examined.

222. *Ujna flavidipes*, sp. n. (Plate 51, fig. 20 a).

Head, pronotum, scutellum and tegmina black, the latter with a pale ochraceous costal marginal spot at about one-third before apex; body beneath and legs pale stramineous; vertex of head broadly elongate, about as long as breadth between eyes, ocelli on disk in a line a little before the anterior margins of the eyes; face long, distinctly longitudinally carinate for less than half its length, very indistinctly carinate on the remaining area; pronotum shorter than vertex, lateral margins straight; scutellum about as long or very slightly longer than pronotum, distinctly transversely impressed before apex.

Long. incl. tegm. 5 mm.

Loc. Seychelles. Mahé: from near Morne Blanc; Cascade Estate, forest, above 1000 feet, and forest near Mount Harrison, 1700 feet; Mare aux Cochons district, 1000—2000 feet.

PAGANALIA, gen. nov.

Head nearly twice as broad between eyes as long, triangularly produced before eyes, ocelli near base, much closer to eyes than to each other; face about twice as long as broad, narrow, centrally compressed, about three times as long as clypeus; pronotum a little longer than vertex or scutellum, anteriorly narrowed and convexly produced, the apical and posterior margins truncate; scutellum much broader than long, basal margin longer than either of the lateral margins; tegmina considerably passing abdominal apex, veins simple and longitudinal. Allied to the Nearctic and Neotropical genus *Helochara*.

223. *Paganalia virescens*, sp. n.

Dull virescent, apical areas of the tegmina irregularly pale fuscous-brown; body beneath virescent, legs pale ochraceous, anterior and intermediate tibiae obscurely annulated with pale fuscous, posterior tibiae outwardly margined with small blackish spots at the bases of the spinules; eyes black, their inner margins beneath sanguineous; structural characters as in generic diagnosis.

Long. incl. tegm. 6 mm.

Loc. Seychelles. Mahé: Long Island.

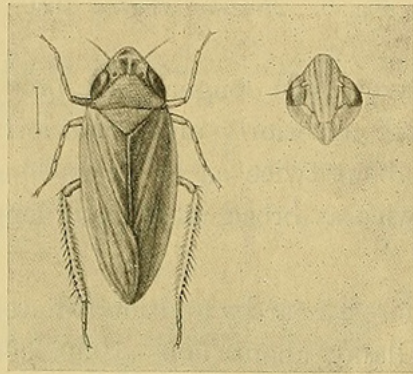


Fig. 10. *Paganalia virescens* Dist.

Subfamily Jassinæ.

This subfamily is not so largely represented in the collection as might have been expected. The species are contained in eight genera, six of which have a wide distribution, and only two have had to be considered as previously undescribed.

Two species, *Chelusa seychellensis* Dist., and *Athysanus insularis* Dist., previously brought home by Prof. Gardiner, and described in these Transactions (1909), were unrepresented in this much larger collection.

Genus ACROPONA.

Acropona Melich., Hom. Faun. Ceylon, p. 168 (1903); Dist., Faun. Brit. Ind. Rhynch. iv. p. 300 (1908).

224. *Acropona prasina* (Plate 51, fig. 17 a).

Gypona prasina Walk., List Hom. Suppl., p. 258 (1858).

Acropona prasina Melich., Hom. Faun. Ceylon, p. 168 (1903).

? *Walkerii* Kirk., Entomologist, xxxiii. p. 294 (1900).

Eogypona walkeri Kirk., l.c. xxxiv. p. 39 (1901).

Loc. Seychelles. Silhouette: from highest forest, over 2000 feet. Mahé: Cascade Estate, 800—1000 feet; top of Mount Sebert, nearly 2000 feet. Praslin: Côtes d'Or Estate. Originally described from Ceylon, and also recorded from the Maldives*.

225. *Acropona gardineri*, sp. n. (Plate 51, fig. 21 a).

Above bright olivaceous-green; body beneath and legs pale green; anterior margin of vertex of head and subanterior margin of face, continued on each side to near eyes, sanguineous; differs from the preceding species, *A. prasina*, by the darker olivaceous-green coloration above, the sanguineous apical fasciæ to vertex and face; vertex of head a little shorter; pronotum with a more or less distinct transverse impression before middle.

Long. incl. tegm. 10 to 12 mm.

Loc. Seychelles. Mahé: Cascade Estate, about 1000 feet; from forest of rather stunted Capucin trees (*Northea*) on summit of "Montagne Anse Major," 2000 feet or over. Praslin: Côtes d'Or Estate.

226. *Acropona sladeni*, sp. n. (Plate 51, fig. 19 a).

Body above dark sanguineous, body beneath and legs pale sanguineous; anterior margin of vertex narrowly ochraceous, anterior margin of face ochraceous, subanterior margin dark sanguineous; apart from the different coloration this species differs from the two preceding by the broader, and laterally more sinuate face; the scutellum also possesses two distinct longitudinal ridges with a posteriorly transverse convex impression between them.

Long. incl. tegm. 11 mm.

Loc. Seychelles. Praslin: Côtes d'Or Estate.

Genus JASSUS.

Jassus Fabr., Syst. Rhynch., p. 85 (1803); Syn. &c., Dist., Faun. Brit. Ind. Rhynch. iv. p. 327 (1908).

227. *Jassus indicus* (Plate 51, fig. 13 a).

Celidia indica Walk., List Hom. iii. p. 855 (1851).

Tettigonia jactans Walk., l. c. Suppl., p. 357 (1858).

Jassus deplanatus Spangb., Öfv. Vet.-Ak. Förh. 1878, no. 8, p. 23.

Jassus indicus Dist., Faun. Brit. Ind. Rhynch. iv. p. 327; fig. 210 (1908); Trans. Linn. Soc. Zool. xiii. p. 46 (1909).

Loc. Seychelles: though not a native species, this was found largely in the high endemic mountain-forests. Silhouette; near Mont Pot-à-eau, over 1000 feet; Mare aux Cochons, marshy plateau and jungle above. Mahé: from near Morne Blanc; from grass in cultivated country, about 1000 feet; Cascade Estate, 800—1000 feet; top of Mount Sebert, nearly 2000 feet; Mare aux Cochons district, 1000—2000 feet. Also found

* I have it recorded in my journal that a number of specimens of *Acropona* were taken in a particular dry, scrubby type of forest-vegetation, which is found especially in connection with areas of bare granite "glacis." The *Acropona* were obtained thus in Mahé (Cascade Estate) and in a valley behind Grande Anse, Praslin. But whether these statements refer to *A. prasina* and *A. gardineri* equally, or to one more than the other, is very hard to say.—H. SCOTT.

widely distributed in Brit. India, Burma and Tenasserim. The specimen here figured is of a varietal character, but one which is also found in India. I have (supra, 1908) described the variation of the species.

228. *Jassus determinatus*, sp. n. (Plate 51, fig. 16 a).

Closely allied to *J. indicus*, but with the face testaceous with a broad central longitudinal black fascia which neither reaches base nor apex, cheeks with a prominent black spot on each side; rostrum and legs ochraceous, apex of rostrum, apices of posterior tibiae and apices of all the tarsi, black; posterior tibiae finely spotted with black.

Long. incl. tegm. 7 mm.

Loc. Seychelles. Mahé: Cascade Estate, about 1000 feet.

A single carded specimen of this distinctly marked and coloured species.

LIMENTINUS, gen. nov.

Allied to *Jassus*, but with the vertex of head distinctly longer than broad, the apex considerably broader than base, rounded, and distinctly projecting beyond the anterior margins of the eyes, strongly centrally and laterally carinate, ocelli near apical margin, much farther apart from each other than from the lateral apical angles; face very long, about as long as vertex, pronotum and scutellum together, elongate, very slightly convex, its anterior margin distinctly produced beyond the anterior margin of the eyes; scutellum small, centrally carinate, less than half the length of face; other characters generally as in *Jassus*.

229. *Limentinus aldabranus*, sp. n. (Plate 51, fig. 12 a).

Vertex of head ochraceous, black between the carinations; pronotum and scutellum black; body beneath and legs ochraceous; face and clypeus with broad lateral black fasciae; apices of the posterior tibiae black; tegmina dull dark ochraceous, the venation broadly black, costal membrane black, with a longitudinal line before middle, and two prominent longitudinal spots beyond middle, pale ochraceous, the veins on apical area spotted with pale ochraceous, claval veins also finely spotted with ochraceous; pronotum obscurely transversely strigose; scutellum strongly transversely impressed near middle; other structural characters as in generic diagnosis.

Long. 8 mm.

Loc. Aldabra: Esprit I. (Fryer).

Genus *Athysanus*.

Athysanus Burm., Gen. Ins. I. t. xiv. subj. 2 (1840).

Of this widely distributed genus only one species is contained in the collection and is here described. Another, *A. insularis* Dist., formerly brought home by Prof. Gardiner from the Amirantes, is not here included.

230. *Athysanus frontalis*, sp. n.

Pale flavescent, the tegmina subhyaline; vertex of head with an angulate black linear fascia between the eyes; anterior and intermediate femora biannulated with black, extreme apices of posterior femora, and apices of joints of posterior tarsi, black or blackish; anterior third of face regularly blackly transversely striate with a central longitudinal ochraceous spot, remaining area reticulately blackly striate; clypeus with the lateral margins black; body beneath more or less shaded with black; face elongate, about as long as breadth between eyes; vertex of head subconically produced before eyes; head with the eyes somewhat wider than the pronotum.

Long. incl. tegm. $4\frac{1}{2}$ to 5 mm.

Loc. Seychelles. Mahé: Port Victoria, from grass in Botanic Gardens; Cascade Estate, 800—1000 feet; low country—various localities.

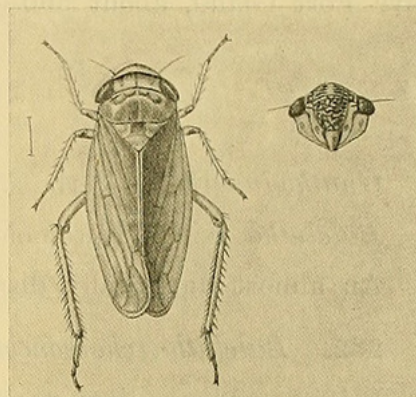


Fig. 11. *Athysanus frontalis* Dist.

MATSUMURANA, gen. nov.

Head much broader than long, convexly rounded before eyes, which posteriorly overlap the anterior lateral margins of the pronotum; face broad and moderately globose, its lateral margins convexly rounded, about as broad as long; clypeus about half the length of face; pronotum about twice the length of vertex, anterior margin convex between the eyes, posterior margin truncate; scutellum shorter than pronotum, moderately transversely impressed before apex; tegmina about three times as long as broad, apices moderately narrowed and rounded, lateral margins convex, claval area broad, three apical cells; posterior tibiae longly spinulose outwardly, more shortly and finely spinulose inwardly.

Allied to *Dagama* Dist., a genus at present only recorded from Natal, from which it differs by the more conically produced vertex in front of eyes, the broader and shorter face, and by having only three apical cells to tegmina; it also has affinities with *Mimotellia* Mats.

231. *Matsumurana facialis*, sp. n.

Above cinnamonous-brown; vertex of head with three more or less distinct narrow pale ochraceous transverse fasciae, the extreme anterior margin also of that colour; pronotum with four transverse pale ochraceous fasciae; scutellum with a dark spot near each basal angle, and four pale spots, two near anterior margin, and one on each lateral margin; tegmina with paler suffusions and some irregular black spots, of which the principal are three oblique spots on each lateral margin, a spot at apex of clavus, the apical areas also black; apical area of abdomen above black; structural characters as in generic diagnosis.

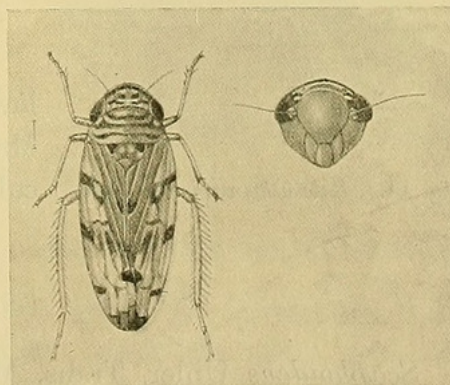


Fig. 12. *Matsumurana facialis* Dist.

Long. $3\frac{1}{2}$ mm.

Loc. Seychelles. Silhouette: forest above Mare aux Cochons. Mahé: country above Port Glaud, about 500—1000 feet.

Genus BALCLUTHA.

Gnathodus Fieb., Verh. z.-b. Ges. Wien, xvi. p. 504 (1866), nom. præocc.

Balclutha Kirk., Entomologist, xxxiii. p. 243 (1900), nom. n.

An almost universally distributed genus.

232. *Balclutha chersonesia*, sp. n.

Bright golden-yellow, tegmina much paler except on claval area; scutellum with a dark spot near each basal angle; ocelli near the eyes distinctly visible near passage of vertex to front; vertex with a narrow central longitudinal line; face with a distinct central longitudinal line and the lateral margins pale, the striated area more pale piceous; scutellum distinctly transversely impressed.

Long. incl. tegm. $3\frac{1}{2}$ to 4 mm.

Loc. Seychelles. Silhouette: Mare aux Cochons, and forest near by; low coconut-planted country near the coast, Pointe Etienne. Mahé: from near Morne Blanc; country above Port Glaud, about 500—1000 feet; Cascade Estate, 800—1000 feet; Anonyme Island; marshes on coastal plains at Anse aux Pins and Anse Royale.

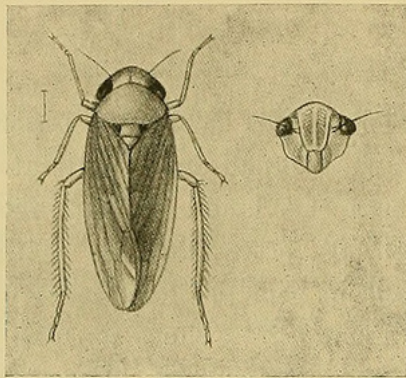


Fig. 13. *Balclutha chersonesia* Dist.

233. *Balclutha varicolor*, sp. n.

Head and scutellum dark ochraceous; pronotum and tegmina pale greenish-ochraceous; abdomen above black, the segmental margins and apex ochraceous; body beneath and legs ochraceous; tegminal veins mostly paler in hue; vertex of head with a central longitudinal ridge; pronotum moderately arched and centrally ridged; scutellum distinctly transversely impressed.

Long. incl. tegm. 3 to $3\frac{1}{2}$ mm.

Loc. Seychelles. Silhouette: Mare aux Cochons; low coconut-planted country near the coast, Pointe Etienne. Mahé: near Morne Blanc, about 1000 feet; from grass in cultivated country, about 1000 feet.

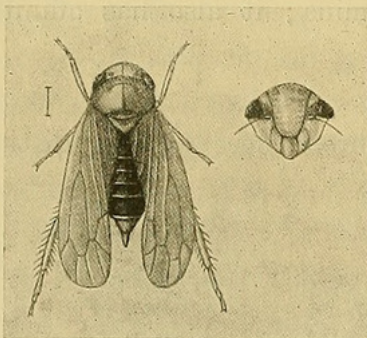


Fig. 14. *Balclutha varicolor* Dist.

Genus SCAPHOIDEUS.

Scaphoideus Uhler, Trans. Maryl. Ac. Sci., p. 33 (1888).

This very widely distributed genus has three representatives in the Seychelles.

234. *Scaphoideus vagans*, sp. n.

Very pale ochraceous; vertex of head with six small brown submarginal spots arranged in pairs, a central arcuate pale brownish fascia containing two dark spots, and two pale brownish subquadrate spots on the basal area; pronotum with four basal spots, two small central discal spots, and an arcuate broken narrow fascia near anterior margin, all pale brownish; scutellum with pale brownish markings and a dark spot on each lateral margin; tegmina with linear blackish markings, more pronounced on apical area where they are more numerous and smaller; face with dark transverse fasciæ for about two-thirds its length, cheeks with two dark oblique lines on each side; abdomen beneath more or less shaded with black; vertex of head about as long as breadth between eyes, transversely depressed near middle; pronotum about as long, or only slightly longer than scutellum, the latter with a distinct curved central impression.

Long. incl. tegm. 3 mm.

Loc. Seychelles. Silhouette: Mare aux Cochons, and forest near by. Mahé, country above Port Glaud, about 500—1000 feet; Port Victoria, from grass in Botanic Gardens and from grass in cultivated country; Cascade Estate, 800—1000 feet; Mare aux Cochons district, 1000—2000 feet; Cascade, cultivated country near sea-level; forest near Mount Harrison.

From grass &c. in cultivated places.

235. *Scaphoideus tessellatus*, sp. n.

Very pale ochraceous; vertex of head with four very pale brownish apical marginal spots, and a cluster of about six dark brown spots on disk; pronotum with two dark brown spots on anterior margin and blackish transverse linear markings on disk; scutellum very pale, a blackish spot near each basal angle, and some small dark spots on discal and apical areas; tegmina very much tessellated with blackish linear markings, of which the most prominent are spots on costal and claval margins near bases; head beneath very pale with a slight virescent tint, face with obscure darker transverse striations; body beneath and legs very pale ochraceous; abdomen with black suffusions, especially on apical area; posterior legs with femoral streaks, apices of tibiae and bases of spinules, black, the tibiae also blackly annulate; face much longer than breadth between eyes; scutellum about as long as pronotum; vertex of head about as long as breadth between eyes.

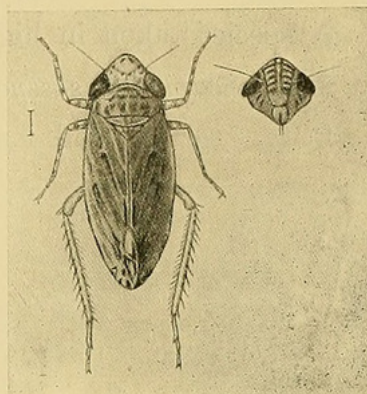


Fig. 15. *Scaphoideus vagans* Dist.

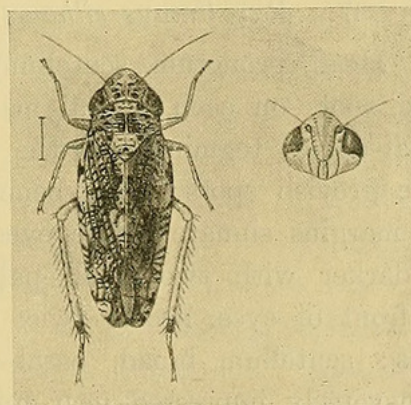


Fig. 16. *Scaphoideus tessellatus* Dist.

Long. incl. tegm. 5 mm.

Loc. Seychelles. Silhouette: Mare aux Cochons, plateau and jungle near by and forest above. Mahé: from near Morne Blanc, and Mare aux Cochons district.

A species taken in high forest.

236. *Scaphoideus seychellensis*, sp. n.

Body, tegmina and legs pale ochraceous; vertex of head with six small anterior submarginal spots and a T-shaped spot on disk, fuscous-brown, the surrounding areas of these spots greyish-white; pronotum with greyish-white suffusions; scutellum with the whole central area greyish-white, and with an ochraceous spot near each basal angle; face with a series of dark transverse linear spots on each lateral area, larger and nearly meeting between eyes; tegmina with the veins paler, and with testaceous spots on anterior half and at apical margin; vertex about as long as breadth between eyes; scutellum about as long as pronotum; face much longer than broad, very slightly concave

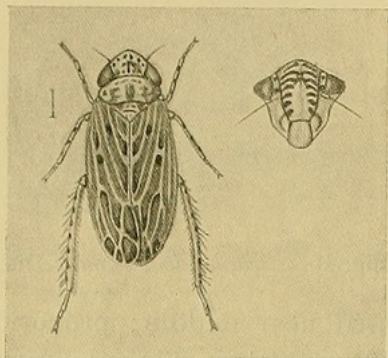


Fig. 17. *Scaphoideus seychellensis* Dist.

near eyes, narrowed and slightly rounded towards clypeus.

Long. incl. tegm. $3\frac{1}{2}$ mm.

Loc. Seychelles. Silhouette: Mare aux Cochons.

A single example.

Genus PARALIMNUS.

Paralimnus Matsum., Termész. Füzetek, xxv. p. 386 (1902).

Distributed in the Eastern Palæarctic, Oriental, Malayan and Australasian regions, and recorded from East Africa. Now found in the Seychelles.

237. *Paralimnus silhouettensis*, sp. n. (Plate 51, fig. 18 a).

Head, pronotum, scutellum and tegmina, glossy bronzy-brown; scutellum with two pale spots on each lateral margin and a larger darker or blackish spot near each basal angle; tegmina with the veins darkly prominent and with more or less numerous pale greyish spots; body beneath and legs pale ochraceous; face longer than broad, its margins sinuate before eyes, between lateral margins of face and eyes the colour is darker with two small pale spots; vertex of head somewhat angularly produced in front of eyes, nearly twice as broad as long, ocelli on anterior margin very near eyes; scutellum broad, basal margin broader than length of either lateral margin, transversely impressed near middle; tegmina longer than abdomen, four apical cells, three ante-apical cells, a transverse vein on disk.

Long. incl. tegm. 6 to 7 mm.

Loc. Seychelles. Silhouette: from marshy plateau of Mare aux Cochons, about 1000 feet; forest above Mare aux Cochons.

EXPLANATION OF PLATES 49—51.

PLATE 49.

- Fig. 1. *Aselgeoides insularis*, gen. et sp. n. a, face and clypeus.
- Fig. 2. *Ugyops facialis*, sp. n. a, face and clypeus.
- Fig. 3. *Ugyops senescens*, var. a, face and clypeus.
- Fig. 4. *Ugyops seychellensis*, sp. n. a, face and clypeus.
- Fig. 5. *Daradaxoides mahensis*, gen. et sp. n. a, face and clypeus.
- Fig. 6. *Privesa melanaria*, sp. n. a, face and clypeus.
- Fig. 7. *Privesa fryeri*, sp. n. a, face and clypeus.
- Fig. 8. *Neoprivesa fuscovaria*, gen. et sp. n. a, face and clypeus.
- Fig. 9. *Caneirona maculipennis*, gen. et sp. n. a, face and clypeus.
- Fig. 10. *Adolendana typica*, gen. et sp. n. a, face and clypeus.
- Fig. 11. *Aquaelicium typicum*, gen. et sp. n. a, face and clypeus.
- Fig. 12. *Curiatius insignis*, gen. et sp. n. a, face and clypeus.
- Fig. 13. *Volcanalia typica*, gen. et sp. n. a, face and clypeus.
- Fig. 14. *Brixia mahensis*, sp. n. a, face and clypeus.
- Fig. 15. *Clusivius spectabilis*, gen. et sp. n. a, face and clypeus.
- Fig. 16. *Matutinus opulentus*, gen. et sp. n. a, face and clypeus.
- Fig. 17. *Brixia stellata*, sp. n. a, face and clypeus.


PLATE 50.

- Fig. 1. *Deferundata aldabrana*, gen. et sp. n. a, face and clypeus.
- Fig. 2. *Ketumala rubromarginata*, sp. n. a, face and clypeus.
- Fig. 3. *Armilustrium gardineri*, gen. et sp. n. a, face and clypeus.
- Fig. 4. *Armilustrium scotti*, sp. n. a, face and clypeus.
- Fig. 5. *Carmentalia biformis*, gen. et sp. n. a, face and clypeus.
- Fig. 6. *Consualia robusta*, gen. et sp. n. a, face and clypeus.
- Fig. 7. *Lollius atromaculatus*, sp. n. a, face and clypeus. b, side view and legs.
- Fig. 8. *Lollius virescens*, sp. n. a, face and clypeus. b, side view and legs.
- Fig. 9. *Flatoides protea*, sp. n. a, face and clypeus. b, side view of tegmen.
- Fig. 10. *Opiconsiva fuscovaria*, gen. et sp. n. a, face and clypeus.
- Fig. 11. *Opiconsiva colorata*, sp. n. a, face and clypeus.
- Fig. 12. *Opiconsiva insularis*, sp. n. a, face and clypeus.
- Fig. 13. *Opiconsiva derelicta*, sp. n. a, face and clypeus.
- Fig. 14. *Opiconsiva modesta*, sp. n. a, face and clypeus.
- Fig. 15. *Volcanalia modesta*, sp. n. a, face and clypeus.
- Fig. 16. *Volcanalia varicolor*, sp. n. a, face and clypeus.
- Fig. 17. *Volcanalia fumosa*, sp. n. a, face and clypeus.
- Fig. 18. *Volcanalia atrovarya*, sp. n. a, face and clypeus.
- Fig. 19. *Volcanalia picturata*, sp. n. a, face and clypeus.
- Fig. 20. *Volcanalia cardui*, sp. n. a, face and clypeus.
- Fig. 21. *Volcanalia atrostriata*, sp. n. a, face and clypeus.

PLATE 51.

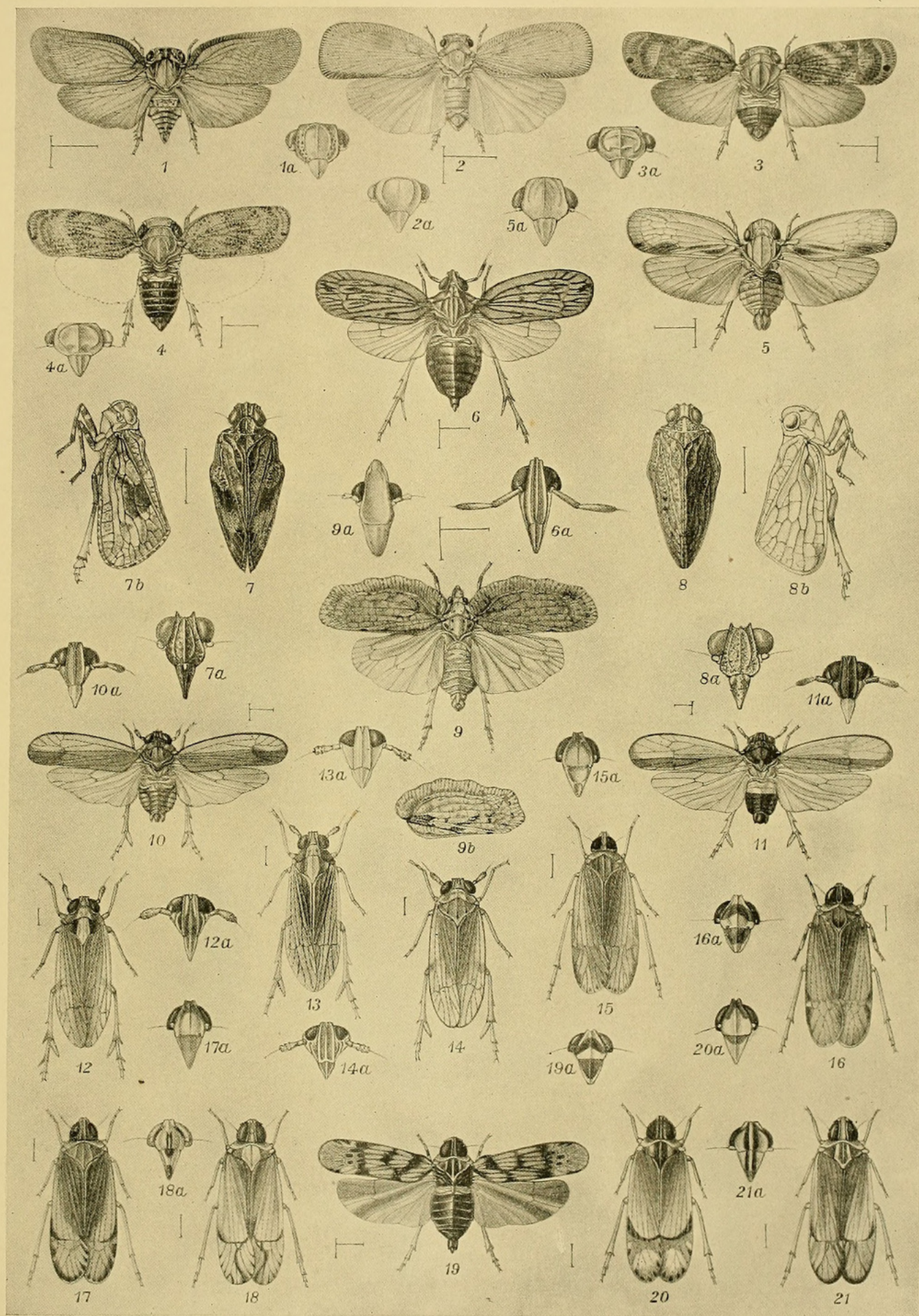
- Fig. 1. *Ambarvalia pyrops*, gen. et sp. n. a, face and clypeus.
- Fig. 2. *Volcanalia capitata*, sp. n. a, face and clypeus.
- Fig. 3. *Nisia fuscofasciata*, sp. n. a, face and clypeus.
- Fig. 4. *Nisia maculosa*, sp. n. a, face and clypeus.

- Fig. 5. *Igurvium albomaculatum*, gen. et sp. n. a, face and clypeus.
Fig. 6. *Equirria phalaena*, gen. et sp. n. a, face and clypeus.
Fig. 7. *Aquaelicism brunnescens*, sp. n. a, face and clypeus.
Fig. 8. *Opiconsiva balteata*, sp. n. a, face and clypeus.
Fig. 9. *Aquaelicism elegantulum*, sp. n. a, face and clypeus.
Fig. 10. *Fescennia aurea*, sp. n. a, face and clypeus.
Fig. 11. *Fescennia bimaculata*, sp. n. a, face and clypeus.
Fig. 12. *Limentinus aldabranus*, sp. n. a, face and clypeus.
Fig. 13. *Jassus indicus*. a, face and clypeus.
Fig. 14. *Nilaparvata mahensis*, sp. n. a, face and clypeus.
Fig. 15. *Fordicidia robusta*, gen. et sp. n. a, face and clypeus.
Fig. 16. *Jassus determinatus*, sp. n. a, face and clypeus.
Fig. 17. *Acropona prasina*. a, face and clypeus.
Fig. 18. *Paralimnus silhouettensis*, sp. n. a, face and clypeus.
Fig. 19. *Acropona sladeni*, sp. n. a, face and clypeus.
Fig. 20. *Ujna flavidipes*, sp. n. a, face and clypeus.
Fig. 21. *Acropona gardineri*, sp. n. a, face and clypeus.
Fig. 22. *Nehela aterrima*, sp. n. a, face and clypeus.
Fig. 23. *Nehela flavolineata*, sp. n. a, face and clypeus.
Fig. 24. *Nehela elegantula*, sp. n. a, face and clypeus.
Fig. 25. *Nehela bimaculicollis*. a, face and clypeus.
Fig. 26. *Nehela conspicua*, sp. n. a, face and clypeus.
Fig. 27. *Nehela spectabilis*, sp. n. a, face and clypeus.
Fig. 28. *Nehela scutellata*, sp. n. a, face and clypeus.



H. Knight del

RHYNCHOTA FROM SEYCHELLES



H. Knight del

RHYNCHOTA FROM SEYCHELLES





Distant, William Lucas. 1917. "No. VII.—Rhynchota. Part II: Suborder Homoptera." *Transactions of the Linnean Society of London* 17, 273–322.
<https://doi.org/10.1111/j.1096-3642.1917.tb00469.x>.

View This Item Online: <https://www.biodiversitylibrary.org/item/81420>

DOI: <https://doi.org/10.1111/j.1096-3642.1917.tb00469.x>

Permalink: <https://www.biodiversitylibrary.org/partpdf/63526>

Holding Institution

MBLWHOI Library

Sponsored by

Biodiversity Heritage Library

Copyright & Reuse

Copyright Status: NOT IN COPYRIGHT

This document was created from content at the **Biodiversity Heritage Library**, the world's largest open access digital library for biodiversity literature and archives. Visit BHL at <https://www.biodiversitylibrary.org>.