

## SOME NEW VICTORIAN COPEPODA.

BY J. SEARLE.

*(Read before the Field Naturalists' Club of Victoria, 11th Dec., 1911.)*

Two of the species described in this paper were collected at Nyora on 7th November, 1911; the other I have known for some time and collected in many places.

The *Brunella* was taken in a peaty swamp about a mile to the west of Nyora and south of the railway line.

It is a graceful animal, and can be distinguished readily from other species by the great length of its first antennæ. From this feature it takes its specific name, *B. longicornis*.

The second, *Boeckella nyoraensis*, is one of the largest, and by far the most striking, of all the *Boeckellidæ*.

The enormous thoracic projections of the female, and the amethyst tint of the antennæ, render it a striking object. This species was taken in a clear-water, weedy pond near the railway line, and about four miles west of Nyora.

The third species, *B. pseudochelæ*, is also a remarkable one, from the shape of the last pair of legs in the male. The end of the claw on the right leg possesses an appendage somewhat resembling the chela or nippers of a crab. It is not at all uncommon; I have taken it in great numbers at Yarra Glen and West Warburton, also at Fairfield and Mansfield, but always in small, shallow pools. Indeed at Mansfield I picked them up with a pipette from a small pool by the roadside in which the water was not three inches in depth.

The *Boeckellidæ* seem to be composed of two groups—one of a sturdy, thick-set nature, opaque and brightly coloured, the females possessing large wing-shaped projections on the last thoracic segment; the other more slender and graceful, translucent grey or green in colour, and with less prominent elongations on the thorax.

The two species of *Boeckella* here described belong to the former group. The figures are all drawn from specimens by the aid of a camera lucida.

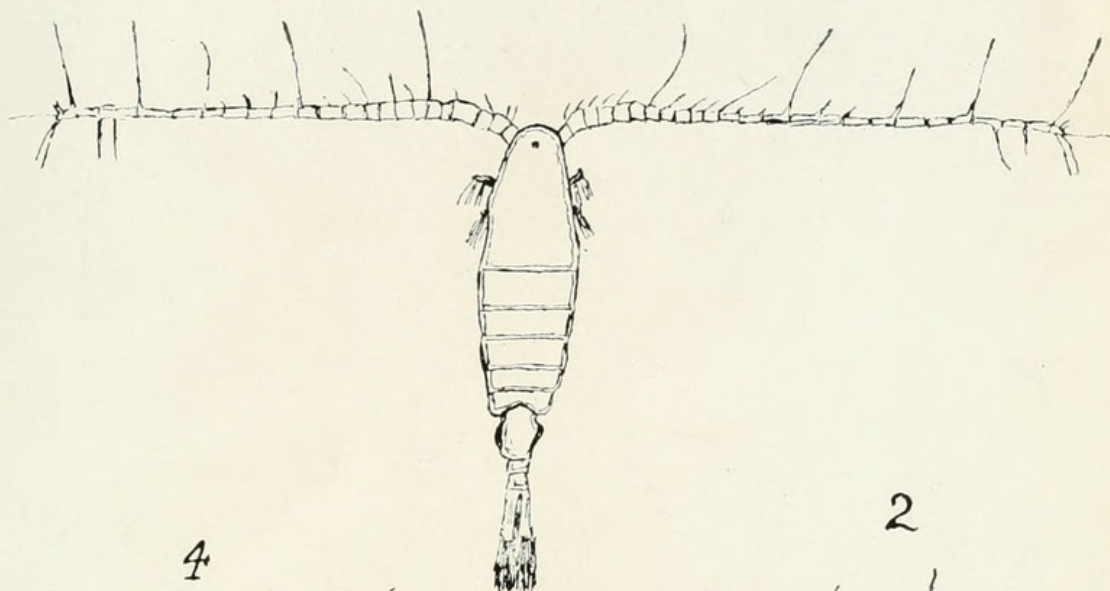
*BRUNELLA LONGICORNIS*, J. Searle, n. sp.

This is the fifth species of *Brunella* I have recorded for Victoria, and second new species from Nyora.

*Specific Characters.*—Body of female ovate in form, broadest at the first thoracic segment. Head and segment fused with it longer than the following three segments. Fifth thoracic segment small, without lateral projections, simply rounded off. Abdomen consists of three segments, genital segment asymmetrical, swollen in the middle, and very protuberant on the ventral side; caudal furca nearly as long as the abdomen. First

PLATE III.


1



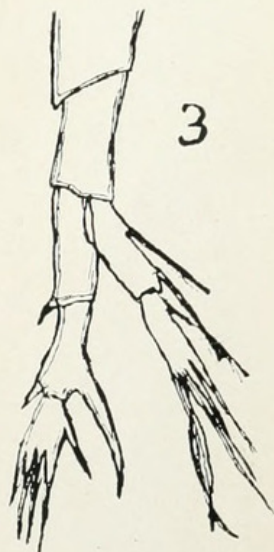
2



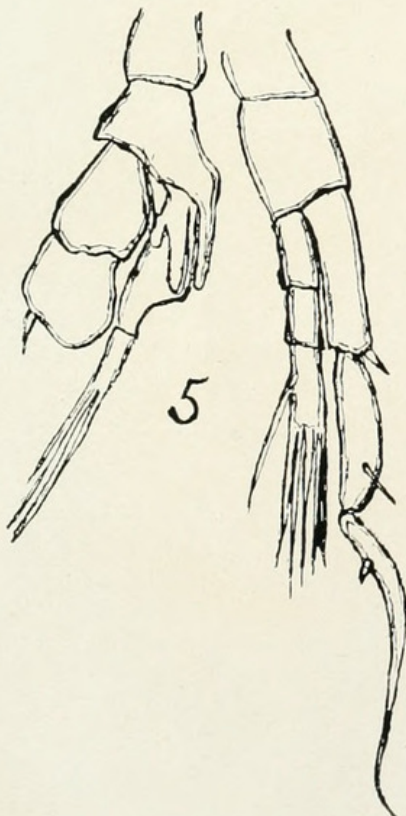
4



3



5







Searle, J. 1912. "Some new Victorian Copepoda." *The Victorian Naturalist* 28, 196–198.

**View This Item Online:** <https://www.biodiversitylibrary.org/item/36965>

**Permalink:** <https://www.biodiversitylibrary.org/partpdf/74339>

**Holding Institution**

American Museum of Natural History Library

**Sponsored by**

Biodiversity Heritage Library

**Copyright & Reuse**

Copyright Status: NOT\_IN\_COPYRIGHT

This document was created from content at the **Biodiversity Heritage Library**, the world's largest open access digital library for biodiversity literature and archives. Visit BHL at <https://www.biodiversitylibrary.org>.