

A New Species of *Subcancilla*

(Gastropoda : Mitridae)

from the Gulf of California

BY

R. A. WHITNEY

953 East Prairie Street, Decatur, Illinois 62521

(1 Plate)

A SPECIES OF *Subcancilla* which has not been described previously was received from the Gulf of California. The specimens were obtained from local fishermen who had trawled them off the Sonoran coast of Mexico in 1974 near Punta Colorado. As is generally the case with specimens procured from fishermen, the data are quite general, although Punta Colorado is a well known landmark at the west end of Bacochibampo Bay. This bay lies north of the town of Guaymas, Sonora, Mexico. The area is noted for its fine shrimp, and much commercial trawling is done at a depth of 54 to 90m, so it may be assumed the specimens came from this depth.

Subcancilla welkerorum Whitney, spec. nov.

(Figures 1 to 4)

Description: Size medium; biconic; color white with sculpture of raised reddish brown spiral ribs, narrower than interspaces; vague brown stains and blotches on shell; nucleus missing; first 5 postnuclear whorls with 4 spiral ribs per whorl; next 2 whorls with 4 spiral ribs per whorl; numerous small axial striae on shoulders of whorls and between spiral ribs, more prominent on posterior por-

tion of whorl; sutural ramp angles at 50°; reddish brown axial lirae on 4 anterior whorls, unevenly spaced and more prominent on body whorl, giving cancellate appearance; aperture approximately $\frac{1}{2}$ the length of the shell with outer lip slightly crenulate; ends of spiral ridges appear emarginate inside aperture on outer edge; columella straight with 3 plications, the anterior plication being quite weak; inside of aperture pale buff; fasciole with spiral ridges; anterior canal broad, slightly twisted; length 29.5mm; diameter 9.4mm; 8 whorls, nucleus truncated.

Holotype: Los Angeles County Museum of Natural History, Type Collection No. 1814.

Type Locality: The holotype and paratypes were collected during 1974 off Guaymas, Sonora, Mexico.

Paratypes: Paratypes are deposited in the following collections: R. A. Whitney collection, no. 48; length 32 mm; width 9.75 mm; no. 49, length 28.6 mm; width 9.2 mm; and the third paratype, length 25.3 mm; width 8.1 mm is in the Douglas and Sherry Welker collection, no. 15, Decatur, Illinois.

Explanation of Figures 1 to 4

Subcancilla welkerorum Whitney, spec. nov.

Figure 1: Holotype. Los Angeles County Museum of Natural History, type no. 1814
 Figure 2: Paratypes; Whitney specimens on left; Welker specimen on right

× 2.7

× 2.5

Figure 3: Enlarged view of body whorl. Paratype in Whitney Collection
 Figure 4: Enlarged view of aperture. Paratype in Whitney Collection

× 7

× 7




Figure 1




Figure 2

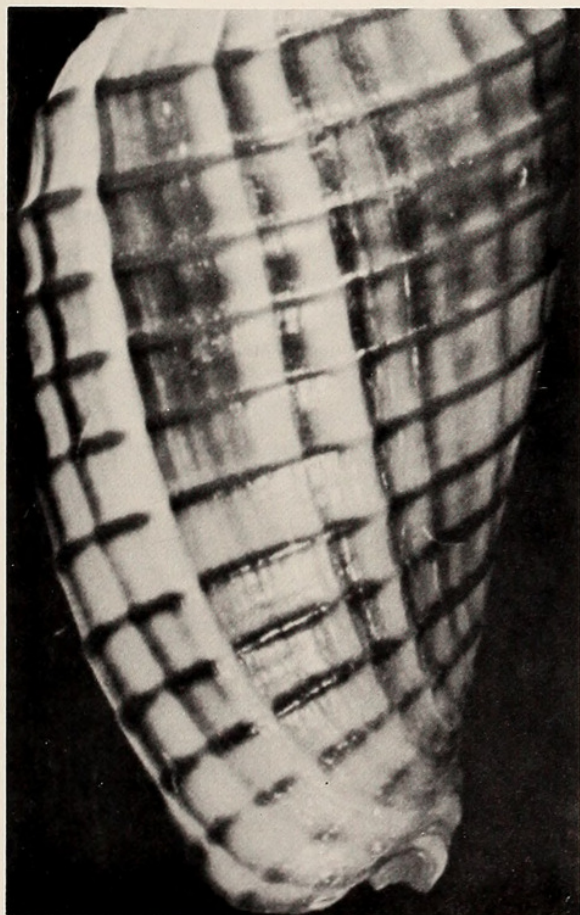


Figure 3

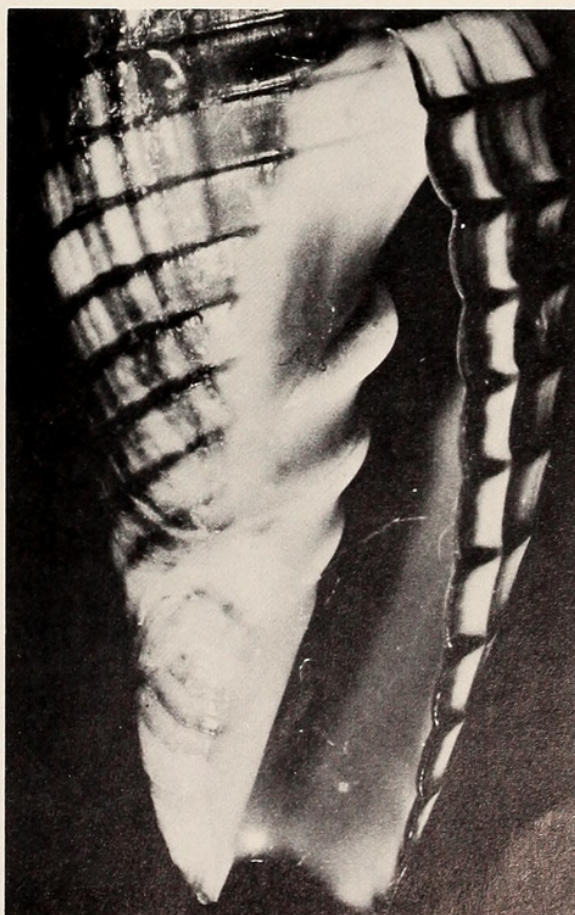


Figure 4



Whitney, R. A. 1977. "A NEW SPECIES OF SUBCANCILLA GASTROPODA MITRIDAE FROM THE GULF OF CALIFORNIA MEXICO." *The veliger* 20, 52-53.

View This Item Online: <https://www.biodiversitylibrary.org/item/134250>

Permalink: <https://www.biodiversitylibrary.org/partpdf/94028>

Holding Institution

Smithsonian Libraries and Archives

Sponsored by

Biodiversity Heritage Library

Copyright & Reuse

Copyright Status: In Copyright. Digitized with the permission of the rights holder.

Rights Holder: California Malacozoological Society

License: <http://creativecommons.org/licenses/by-nc-sa/3.0/>

Rights: <https://www.biodiversitylibrary.org/permissions/>

This document was created from content at the **Biodiversity Heritage Library**, the world's largest open access digital library for biodiversity literature and archives. Visit BHL at <https://www.biodiversitylibrary.org>.